

Quantitative Analysis for Ethanol & Qualitative Analysis for Other Volatiles

Analytical Method(s): 1.0

Device: Hamilton MICROLAB 503A Liquid Processor/Dilutor Serial Number: MD96BC1382/MD94AMI0010

Run Date(s): 7/20/17

calibration: 7/20/17

Volatiles Quality Assurance Controls

Control level	Expiration	Lot #	Target Value	Acceptable Range	Overall Results
Level 1	Jul-18	1407031	0.0780	0.0702 - 0.0858	0.0783 g/100cc 0.0799 g/100cc g/100cc
Level 2	Jul-18	1407032	0.2020	0.1818 - 0.2222	0.1984 g/100cc 0.2045 g/100cc g/100cc
Multi-Component mixture:		Exp date: Oct 2019	Lot #	FN09231404	OK
Curve Fit:		Column 1	Column 2	0.99999	0.99989

Ethanol Calibration Reference Material								
Calibrator level	Expiration	Cerilliant Lot #	Target Value	Acceptable Range	Column 1	Column 2	Precision	Mean
0.050	Jul-19	FN06231406	0.050	0.045 - 0.055	0.0506	0.0532	0.0026	0.0519
0.080			0.080	0.072 - 0.088			0	#DIV/0!
0.100	Jun-20	FN06181501	0.100	0.090 - 0.110	0.0998	0.0997	0.0001	0.0997
0.200	Oct-18	FN07201502	0.200	0.180 - 0.220	0.1991	0.1973	0.0018	0.1982
0.300	Feb-17	FN02121601	0.300	0.270 - 0.330	0.3004	0.2975	0.0029	0.2989
0.400	ns		0.400	0.360 - 0.440			0	#DIV/0!
0.500	Aug-19	FN07031402	0.500	0.450 - 0.550	0.5001	0.5023	0.0022	0.5012

Aqueous Controls					
Control level	Expiration	Cerilliant Lot #	Target Value	Acceptable Range	Overall Results
0.080	Nov-20	FN10281510	0.08000	0.076 - 0.084	0.083 g/100cc























Issued: 4/22/2015

~Any information on this document can be changed for laboratory use, except for the precision and mean determination formulas.

Volatiles QA/QC data spreadsheet Rev 5

Issuing Authority: Quality Manager

Worklist: 1812

<u>LAB CASE</u>	<u>ITEM</u>	<u>TASK ID</u>	<u>DESCRIPTION</u>	
C2017-1215	1	87318	Alcohol Analysis	
M2017-3116	1	89519	Alcohol Analysis	
M2017-3224	1	89849	Alcohol Analysis	
M2017-3226	1	89893	Alcohol Analysis	
M2017-3230	1	89927	Alcohol Analysis	
M2017-3239	1	89973	Alcohol Analysis	
M2017-3240	1	89974	Alcohol Analysis	
M2017-3241	1	89975	Alcohol Analysis	
M2017-3242	1	89976	Alcohol Analysis	
M2017-3243	1	89980	Alcohol Analysis	
M2017-3244	1	89981	Alcohol Analysis	
M2017-3245	1	89985	Alcohol Analysis	
M2017-3249	1	90006	Alcohol Analysis	
M2017-3259	1	90053	Alcohol Analysis	
M2017-3265	1	90102	Alcohol Analysis	
M2017-3266	1	90103	Alcohol Analysis	
M2017-3285	1	90204	Alcohol Analysis	
M2017-3323	1	90279	Alcohol Analysis	
M2017-3324	1	90287	Alcohol Analysis	
M2017-3325	1	90305	Alcohol Analysis	
P2017-1461	1	88388	Alcohol Analysis	
P2017-1588	1	89309	Alcohol Analysis	



=====
Calibration Table
=====

General Calibration Setting

Calib. Data Modified : Thursday, July 20, 2017 11:14:05 AM
Signals calculated separately : No

Rel. Reference Window : 0.000 %
Abs. Reference Window : 0.100 min
Rel. Non-ref. Window : 0.000 %
Abs. Non-ref. Window : 0.100 min
Uncalibrated Peaks : not reported
Partial Calibration : Yes, identified peaks are recalibrated
Correct All Ret. Times: No, only for identified peaks

Curve Type : Linear
Origin : Ignored
Weight : Equal

Recalibration Settings:
Average Response : Average all calibrations
Average Retention Time: Floating Average New 75%

Calibration Report Options :
Printout of recalibrations within a sequence:
Calibration Table after Recalibration
Normal Report after Recalibration
If the sequence is done with bracketing:
Results of first cycle (ending previous bracket)

Default Sample ISTD Information (if not set in sample table):

ISTD #	ISTD Amount [g/100cc]	Name
1	1.00000	n-propanol
2	1.00000	n-propanol

Signal Details

Signal 1: FID1 A, Front Signal
Signal 2: FID2 B, Back Signal

Overview Table

NB

RT	Sig	Lvl	Amount [g/100cc]	Area	Rsp.Factor	Ref	ISTD #	Compound
2.586	1	1	1.00000	3.69669	2.70512e-1	No	No 1	methanol
3.072	1	1	5.00000e-2	4.36471	1.14555e-2	No	No 1	ethanol
		2	1.00000e-1	8.67890	1.15222e-2			
		3	2.00000e-1	17.78965	1.12425e-2			
		4	3.00000e-1	26.32091	1.13978e-2			
		5	5.00000e-1	43.44900	1.15077e-2			
3.388	2	1	1.00000	4.26062	2.34707e-1	No	No 2	methanol
3.628	1	1	1.00000	9.73055	1.02769e-1	No	No 1	isopropyl alcohol
4.281	2	1	5.00000e-2	4.36107	1.14651e-2	No	No 2	ethanol
		2	1.00000e-1	8.66292	1.15435e-2			
		3	2.00000e-1	17.98868	1.11181e-2			
		4	3.00000e-1	26.78705	1.11994e-2			
		5	5.00000e-1	44.97689	1.11168e-2			
4.308	1	1	1.00000	6.49940	1.53860e-1	No	No 1	acetone
4.618	1	1	1.00000	44.51456	2.24646e-2	No	Yes 1	n-propanol
		2	1.00000	44.09584	2.26779e-2			
		3	1.00000	44.85531	2.22939e-2			
		4	1.00000	43.85751	2.28011e-2			
		5	1.00000	43.37139	2.30567e-2			
4.661	2	1	1.00000	6.89301	1.45075e-1	No	No 2	acetone
4.969	2	1	1.00000	10.70642	9.34019e-2	No	No 2	isopropyl alcohol
7.550	2	1	1.00000	44.88051	2.22814e-2	No	Yes 2	n-propanol
		2	1.00000	44.25359	2.25970e-2			
		3	1.00000	44.70197	2.23704e-2			
		4	1.00000	43.57804	2.29473e-2			
		5	1.00000	42.90390	2.33079e-2			

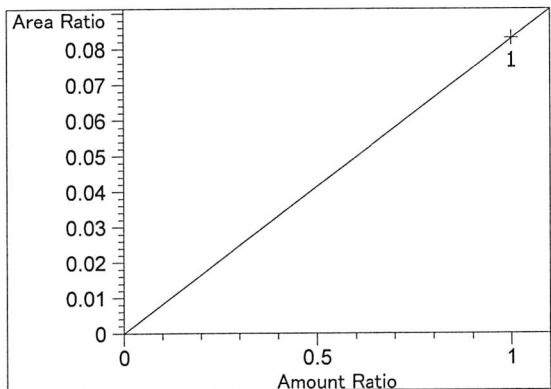
Peak Sum Table

No Entries in table

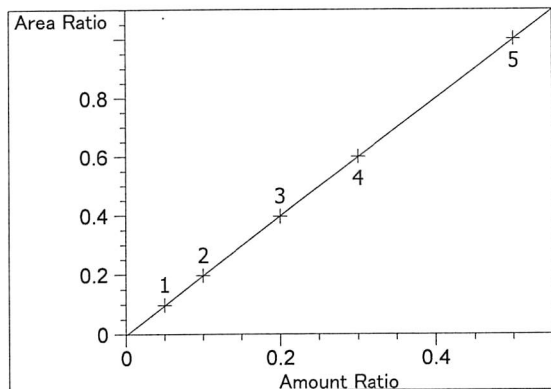
41 Warnings or Errors (10 first messages follow) :

- Warning : Curve requires more calibration points., (methanol)
- Warning : Curve requires more calibration points. at 2.586 min, signal 1
- Warning : Curve requires more calibration points. at 3.388 min, signal 2
- Warning : Curve requires more calibration points. at 3.628 min, signal 1
- Warning : Curve requires more calibration points. at 4.308 min, signal 1
- Warning : Curve requires more calibration points. at 4.618 min, signal 1
- Warning : Curve requires more calibration points. at 4.661 min, signal 2
- Warning : Curve requires more calibration points. at 4.969 min, signal 2
- Warning : Curve requires more calibration points. at 7.55 min, signal 2
- Warning : Curve requires more calibration points. at 2.586 min, signal 1

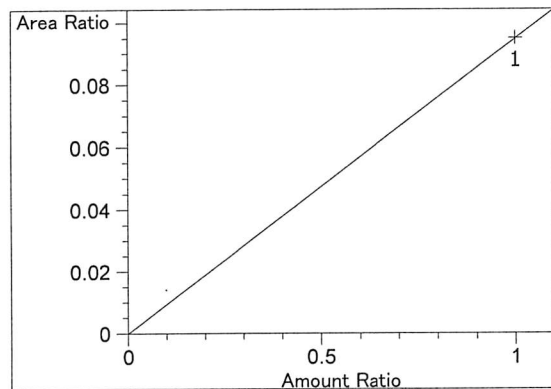
=====
 Calibration Curves
 =====



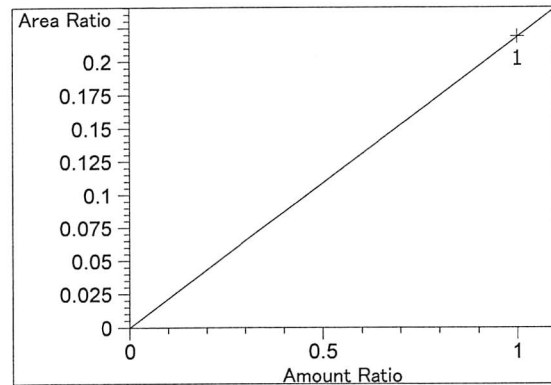
methanol at exp. RT: 2.586
 FID1 A, Front Signal
 Correlation: 1.00000
 Residual Std. Dev.: 0.00000
 Formula: $y = mx + b$
 m: 8.30446e-2
 b: 0.00000
 x: Amount Ratio
 y: Area Ratio



ethanol at exp. RT: 3.072
 FID1 A, Front Signal
 Correlation: 0.99999
 Residual Std. Dev.: 0.00136
 Formula: $y = mx + b$
 m: 2.01062
 b: -3.76182e-3
 x: Amount Ratio
 y: Area Ratio

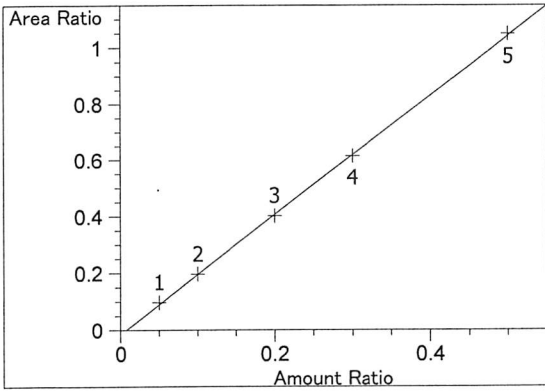


methanol at exp. RT: 3.388
 FID2 B, Back Signal
 Correlation: 1.00000
 Residual Std. Dev.: 0.00000
 Formula: $y = mx + b$
 m: 9.49326e-2
 b: 0.00000
 x: Amount Ratio
 y: Area Ratio

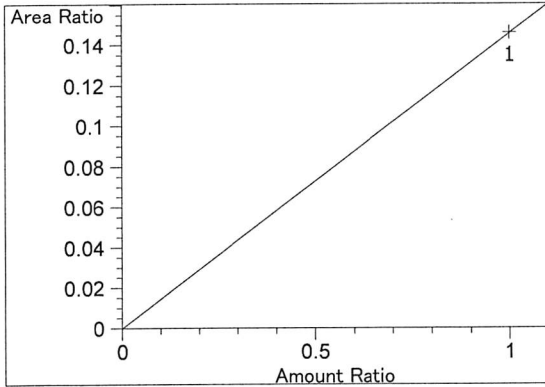


isopropyl alcohol at exp. RT: 3.628
 FID1 A, Front Signal
 Correlation: 1.00000
 Residual Std. Dev.: 0.00000
 Formula: $y = mx + b$
 m: 2.18593e-1
 b: 0.00000
 x: Amount Ratio
 y: Area Ratio

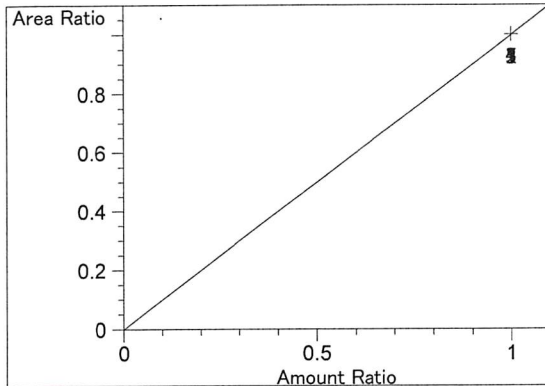
NB



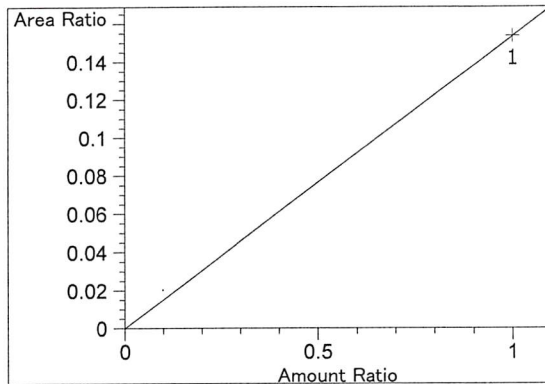
ethanol at exp. RT: 4.281
FID2 B, Back Signal
Correlation: 0.99989
Residual Std. Dev.: 0.00655
Formula: $y = mx + b$
m: 2.11768
b: -1.53958e-2
x: Amount Ratio
y: Area Ratio



acetone at exp. RT: 4.308
FID1 A, Front Signal
Correlation: 1.00000
Residual Std. Dev.: 0.00000
Formula: $y = mx + b$
m: 1.46006e-1
b: 0.00000
x: Amount Ratio
y: Area Ratio

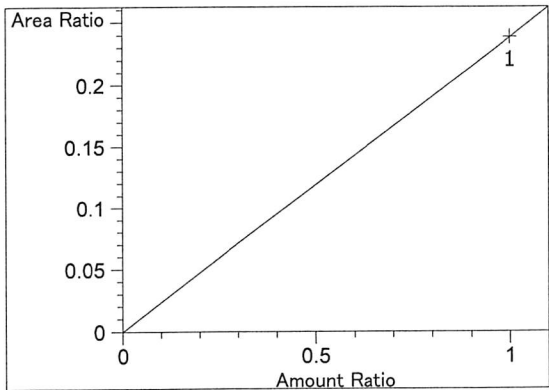


n-propanol at exp. RT: 4.618
FID1 A, Front Signal
Correlation: 1.00000
Residual Std. Dev.: 0.00000
Formula: $y = mx + b$
m: 1.00000
b: 0.00000
x: Amount Ratio
y: Area Ratio

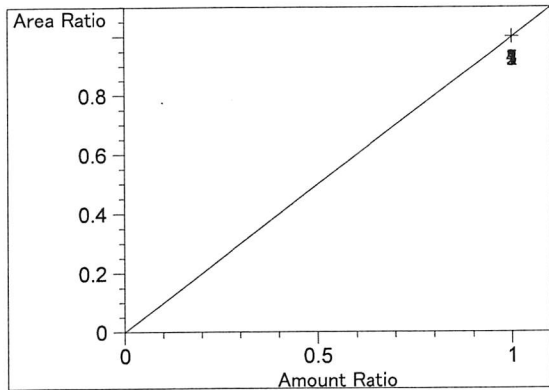


acetone at exp. RT: 4.661
FID2 B, Back Signal
Correlation: 1.00000
Residual Std. Dev.: 0.00000
Formula: $y = mx + b$
m: 1.53586e-1
b: 0.00000
x: Amount Ratio
y: Area Ratio

NB



isopropyl alcohol at exp. RT: 4.969
FID2 B, Back Signal
Correlation: 1.00000
Residual Std. Dev.: 0.00000
Formula: $y = mx + b$
m: 2.38554e-1
b: 0.00000
x: Amount Ratio
y: Area Ratio



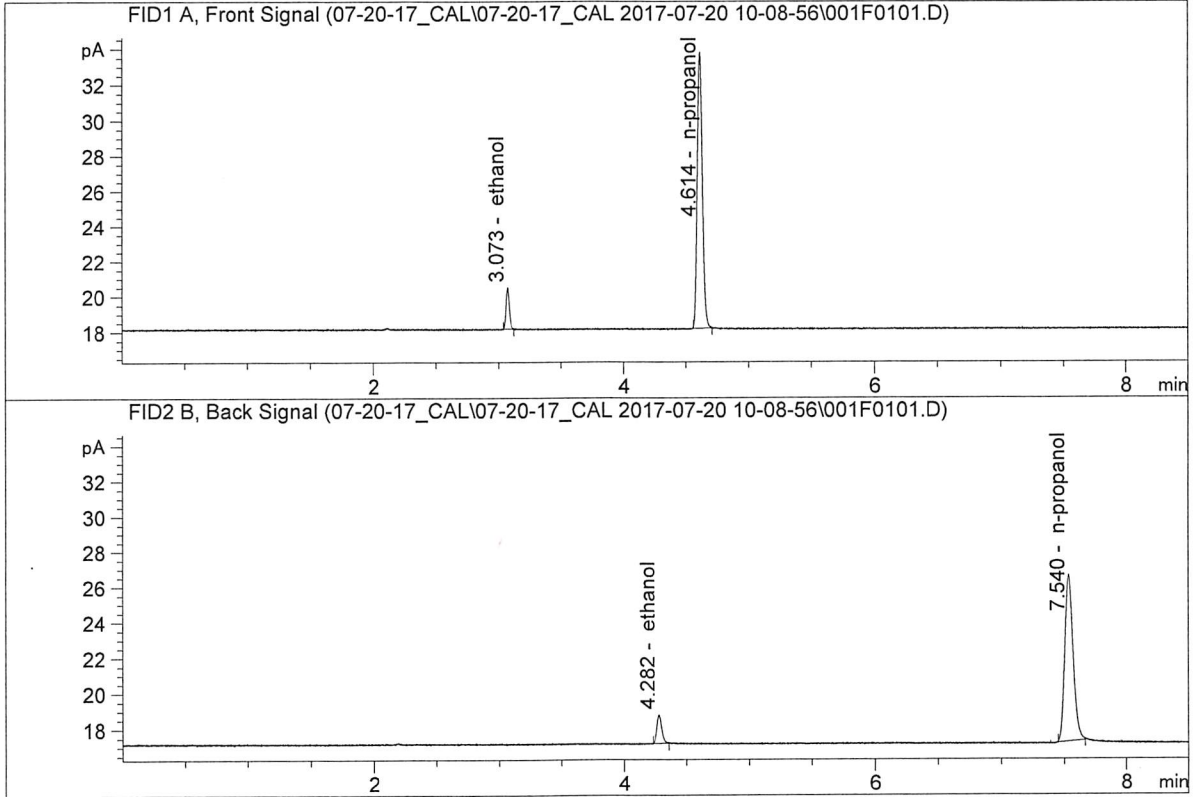
n-propanol at exp. RT: 7.550
FID2 B, Back Signal
Correlation: 1.00000
Residual Std. Dev.: 0.00000
Formula: $y = mx + b$
m: 1.00000
b: 0.00000
x: Amount Ratio
y: Area Ratio

=====

NB

ISP Forensic Services Blood Alcohol Report

Sample Name : 0.050 FN06231406
 Laboratory : Meridian
 Injection Date : Jul 20, 2017
 Method : ALCOHOL.M
 Acq. Instrument: CN11180014-CN11041167

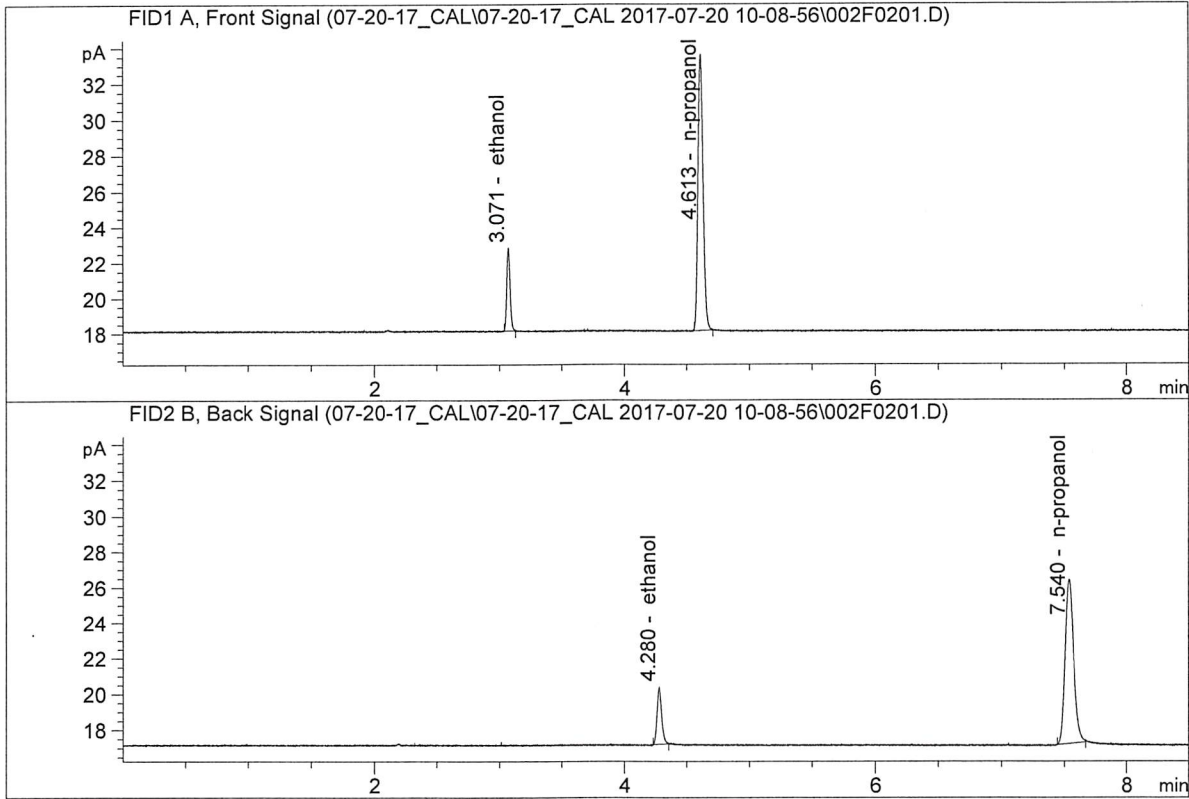


#	Compound	Column	Area	Amount	Units
1.	Ethanol	Column 1:	4.36471	0.0506	g/100cc
2.	Ethanol	Column 2:	4.36107	0.0532	g/100cc
3.	n-Propanol	Column 1:	44.51456	1.0000	g/100cc
4.	n-Propanol	Column 2:	44.88051	1.0000	g/100cc

NB

ISP Forensic Services Blood Alcohol Report

Sample Name : 0.100 FN06181501
 Laboratory : Meridian
 Injection Date : Jul 20, 2017
 Method : ALCOHOL.M
 Acq. Instrument: CN11180014-CN11041167

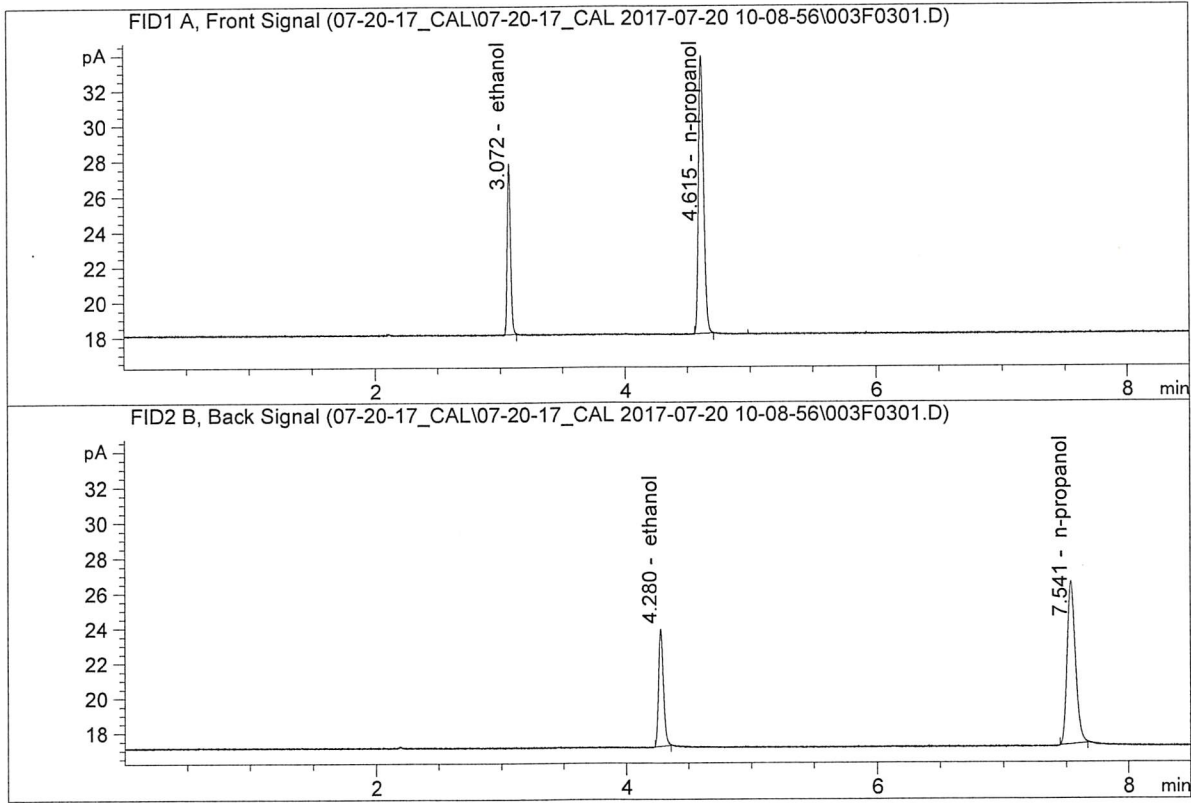


#	Compound	Column	Area	Amount	Units
1.	Ethanol	Column 1:	8.67890	0.0998	g/100cc
2.	Ethanol	Column 2:	8.66292	0.0997	g/100cc
3.	n-Propanol	Column 1:	44.09584	1.0000	g/100cc
4.	n-Propanol	Column 2:	44.25359	1.0000	g/100cc

NB

ISP Forensic Services Blood Alcohol Report

Sample Name : 0.200 FN07201502
 Laboratory : Meridian
 Injection Date : Jul 20, 2017
 Method : ALCOHOL.M
 Acq. Instrument: CN11180014-CN11041167

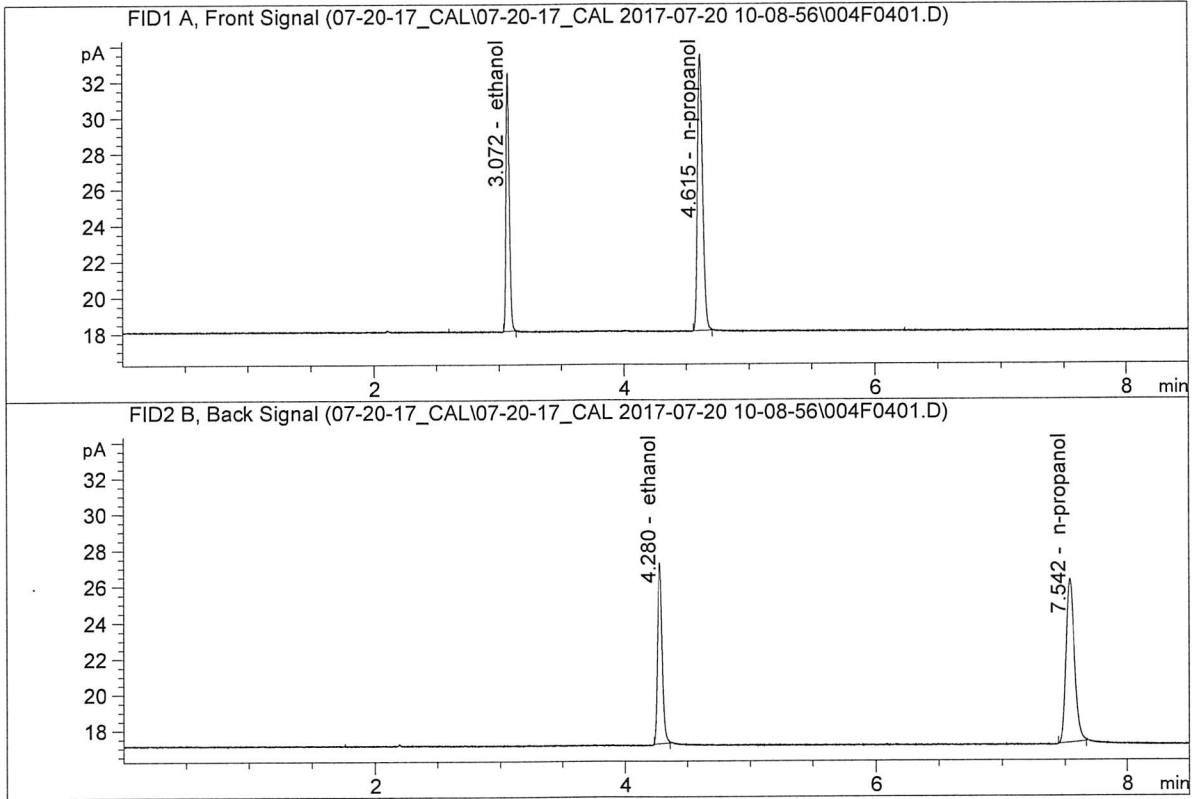


#	Compound	Column	Area	Amount	Units
1.	Ethanol	Column 1:	17.78965	0.1991	g/100cc
2.	Ethanol	Column 2:	17.98868	0.1973	g/100cc
3.	n-Propanol	Column 1:	44.85531	1.0000	g/100cc
4.	n-Propanol	Column 2:	44.70197	1.0000	g/100cc

NB

ISP Forensic Services Blood Alcohol Report

Sample Name : 0.300 FN02121601
 Laboratory : Meridian
 Injection Date : Jul 20, 2017
 Method : ALCOHOL.M
 Acq. Instrument: CN11180014-CN11041167

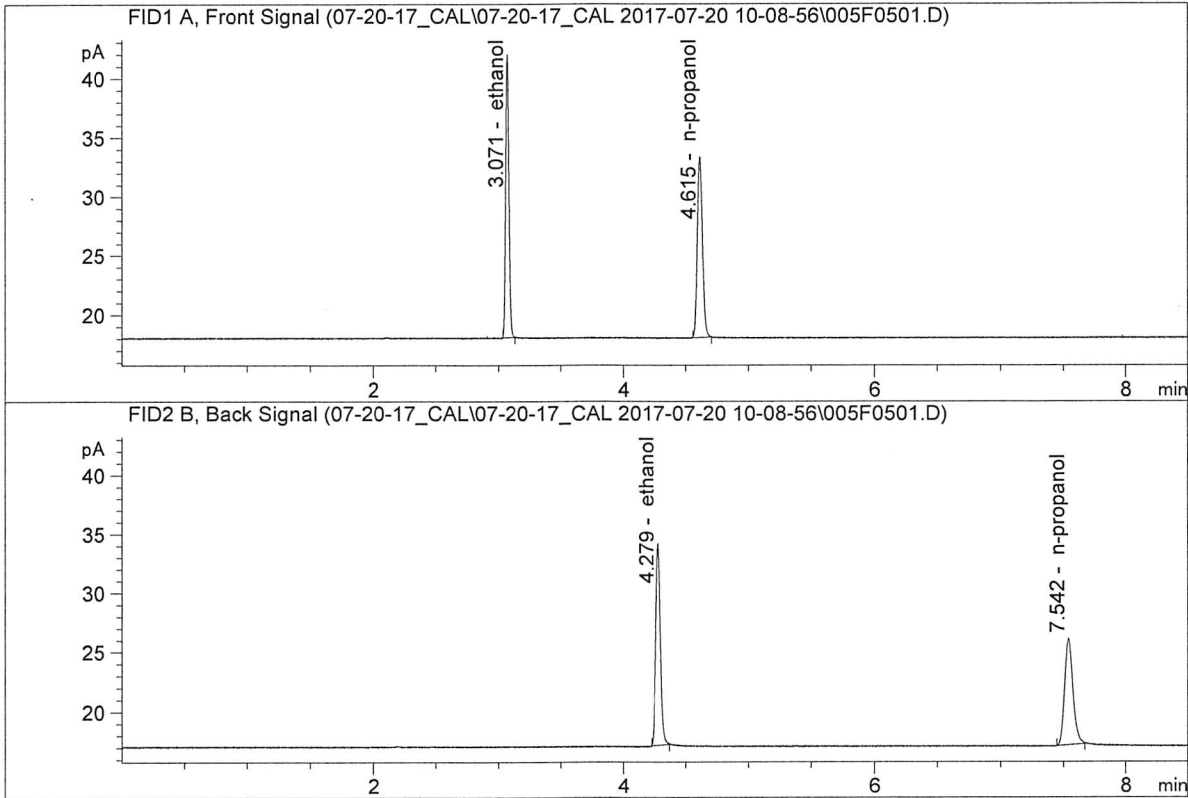


#	Compound	Column	Area	Amount	Units
1.	Ethanol	Column 1:	26.32091	0.3004	g/100cc
2.	Ethanol	Column 2:	26.78705	0.2975	g/100cc
3.	n-Propanol	Column 1:	43.85751	1.0000	g/100cc
4.	n-Propanol	Column 2:	43.57804	1.0000	g/100cc

NB

ISP Forensic Services Blood Alcohol Report

Sample Name : 0.500 FN07031402
 Laboratory : Meridian
 Injection Date : Jul 20, 2017
 Method : ALCOHOL.M
 Acq. Instrument: CN11180014-CN11041167

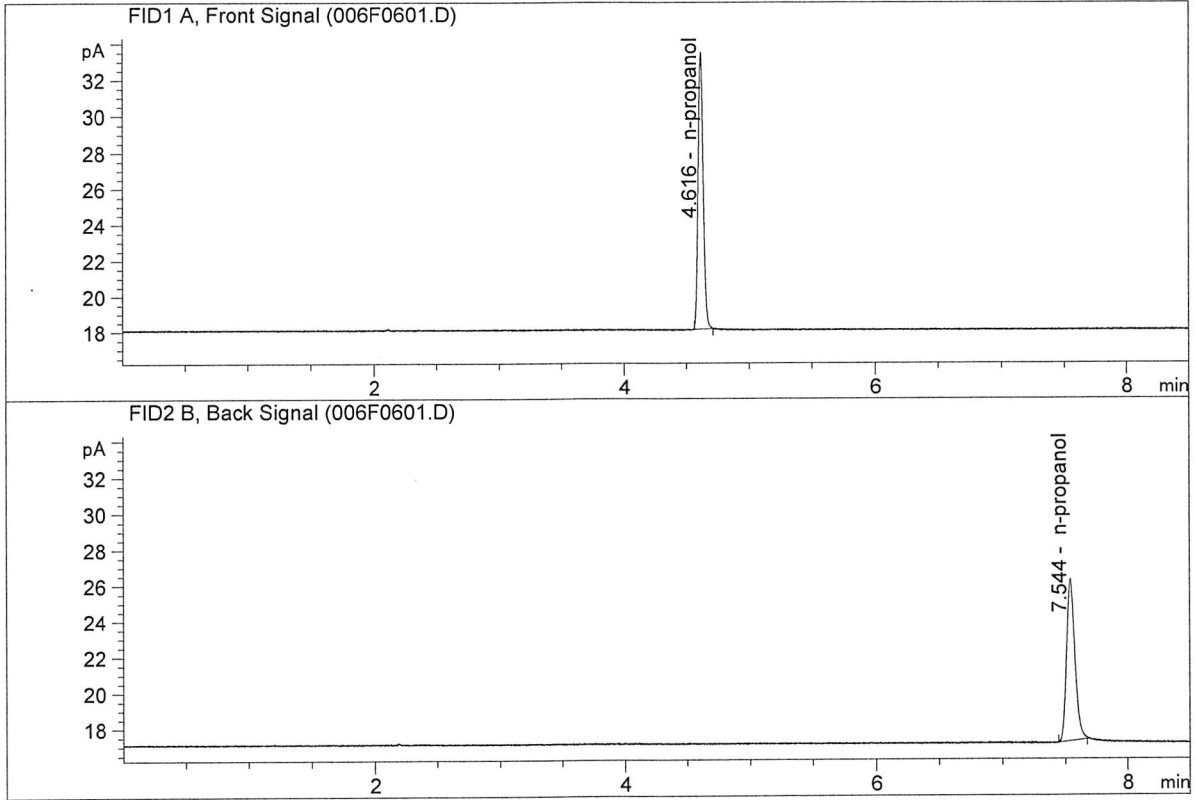


#	Compound	Column	Area	Amount	Units
1.	Ethanol	Column 1:	43.44900	0.5001	g/100cc
2.	Ethanol	Column 2:	44.97689	0.5023	g/100cc
3.	n-Propanol	Column 1:	43.37139	1.0000	g/100cc
4.	n-Propanol	Column 2:	42.90390	1.0000	g/100cc

NB

ISP Forensic Services Blood Alcohol Report

Sample Name : INTERNAL STANDARD BLANK
 Laboratory : Meridian
 Injection Date : Jul 20, 2017
 Method : ALCOHOL.M
 Acq. Instrument: CN11180014-CN11041167



#	Compound	Column	Area	Amount	Units
1.	Ethanol	Column 1:	0.00000	0.0000	g/100cc
2.	Ethanol	Column 2:	0.00000	0.0000	g/100cc
3.	n-Propanol	Column 1:	43.71789	1.0000	g/100cc
4.	n-Propanol	Column 2:	43.45395	1.0000	g/100cc

NB

S a m p l e S u m m a r y

Sequence table: C:\Chem32\1\Data\07-20-17_CAL\07-20-17_CAL 2017-07-20 10-08-56\07-20-17_CAL.S
 Data directory path: C:\Chem32\1\Data\07-20-17_CAL\07-20-17_CAL 2017-07-20 10-08-56\
 Logbook: C:\Chem32\1\Data\07-20-17_CAL\07-20-17_CAL 2017-07-20 10-08-56\07-20-17_CAL.LOG
 Sequence start: 7/20/2017 10:23:34 AM
 Sequence Operator: SYSTEM
 Operator: SYSTEM

Method file name: C:\Chem32\1\Data\07-20-17_CAL\07-20-17_CAL 2017-07-20 10-08-56\ALCOHOL.M

Run #	Location #	Inj #	Sample Name	Sample Amt [g/100cc]	Multip.* Dilution	File name	Cal #	# Cmp
1	1	1	0.050 FN06231406	-	1.0000	001F0101.D	*	4
2	2	1	0.100 FN06181501	-	1.0000	002F0201.D	*	4
3	3	1	0.200 FN07201502	-	1.0000	003F0301.D	*	4
4	4	1	0.300 FN02121601	-	1.0000	004F0401.D	*	4
5	5	1	0.500 FN07031402	-	1.0000	005F0501.D	*	4
6	6	1	INTERNAL STANDAR	-	1.0000	006F0601.D		2

master alcohol method

C:\chem32\1\methods\Alcohol.m

updated w/ this calibration curve

NB 7/20/17

NB

VOLATILES DETERMINATION CASEFILE WORKSHEET

Laboratory No.: QC1-1

Analysis Date(s): 20 Jul 2017

	Column 1 FID A	Column 2 FID B	Column Precision	Mean Value	Over-all Mean	
Sample Results	0.0779	0.0793	0.0014	0.0786	0.0783	
(g/100cc)	0.0773	0.0788	0.0015	0.0780		

Analysis Method

Refer to Blood Alcohol Method #1

Instrument Information

Instrument method is stored centrally.

Refer to Instrument Method: ALCOHOL.M
Hamilton Auto-Dilutor Serial Number:
MD96BC1382/MD94AM10010

Reporting of Results

Uncertainty of Measurement (UM%): 5.00%

Overall Mean (g/100cc)	Low	High	5% of Mean
0.078	0.074	0.082	0.004

	Reported Result 0.078	
--	-------------------------------------	--

Calibration and control data are stored centrally.

NB

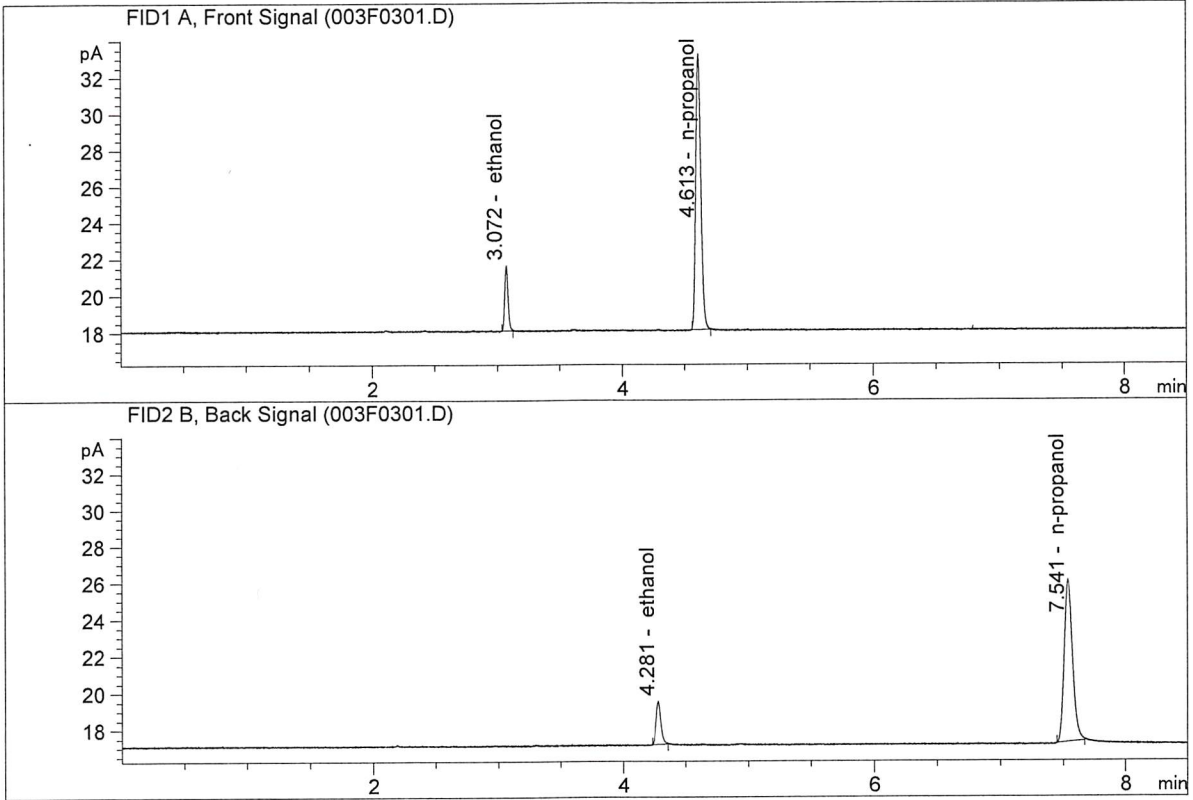
Issued: 12/30/2016

Volatiles BAC Calculation Spreadsheet Rev 4

Issuing Authority: Quality Manager

ISP Forensic Services Blood Alcohol Report

Sample Name : QC1-1-A
 Laboratory : Meridian
 Injection Date : Jul 20, 2017
 Method : ALCOHOL.M
 Acq. Instrument: CN11180014-CN11041167

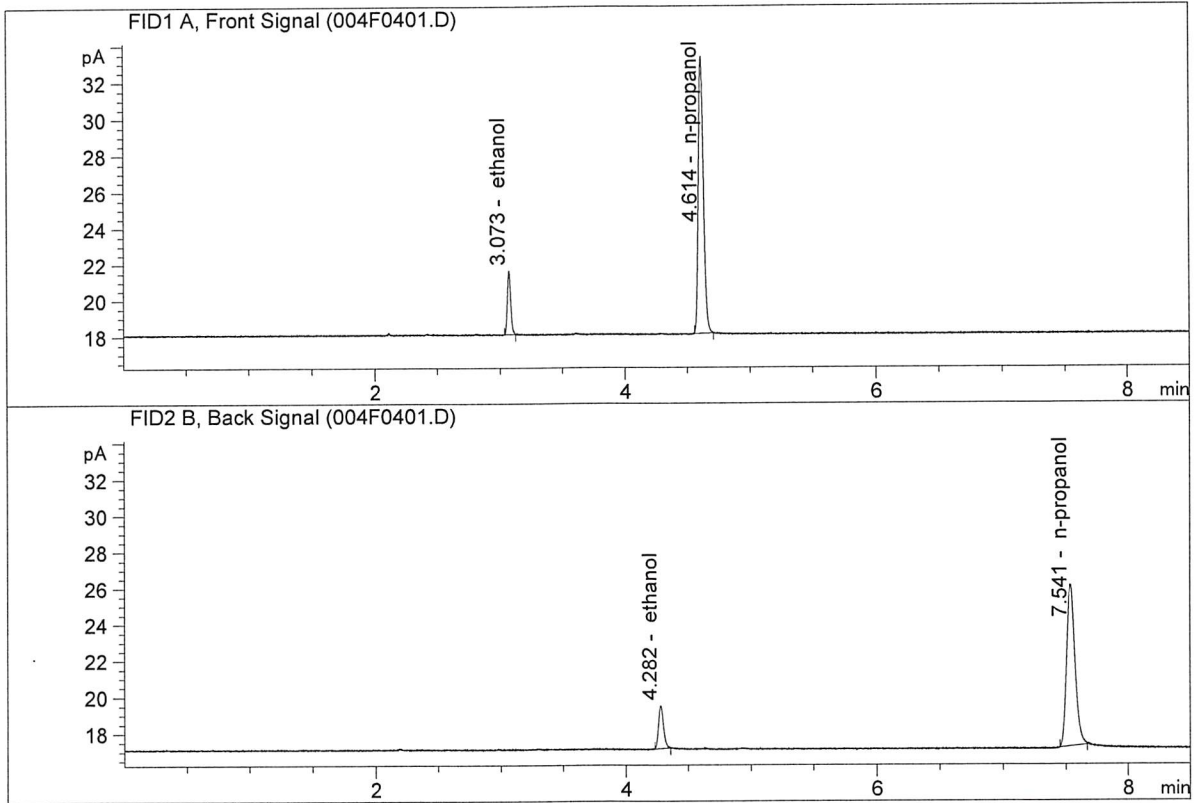


#	Compound	Column	Area	Amount	Units
1.	Ethanol	Column 1:	6.56691	0.0779	g/100cc
2.	Ethanol	Column 2:	6.46099	0.0793	g/100cc
3.	n-Propanol	Column 1:	42.95381	1.0000	g/100cc
4.	n-Propanol	Column 2:	42.33385	1.0000	g/100cc

NB

ISP Forensic Services Blood Alcohol Report

Sample Name : QC1-1-B
 Laboratory : Meridian
 Injection Date : Jul 20, 2017
 Method : ALCOHOL.M
 Acq. Instrument: CN11180014-CN11041167



#	Compound	Column	Area	Amount	Units
1.	Ethanol	Column 1:	6.56464	0.0773	g/100cc
2.	Ethanol	Column 2:	6.46889	0.0788	g/100cc
3.	n-Propanol	Column 1:	43.29355	1.0000	g/100cc
4.	n-Propanol	Column 2:	42.68111	1.0000	g/100cc

NB

VOLATILES DETERMINATION CASEFILE WORKSHEET

Laboratory No.: QC1-2

Analysis Date(s): 20 Jul 2017

	Column 1 FID A	Column 2 FID B	Column Precision	Mean Value	Over-all Mean	
Sample Results	0.0790	0.0811	0.0021	0.0800	0.0799	
(g/100cc)	0.0788	0.0807	0.0019	0.0797		

Analysis Method

Refer to Blood Alcohol Method #1

Instrument Information

Instrument method is stored centrally.

Refer to Instrument Method: ALCOHOL.M
Hamilton Auto-Dilutor Serial Number:
MD96BC1382/MD94AM10010

Reporting of Results

Uncertainty of Measurement (UM%): 5.00%

Overall Mean (g/100cc)	Low	High	5% of Mean
0.079	0.075	0.083	0.004

	Reported Result	
	0.079	

Calibration and control data are stored centrally.



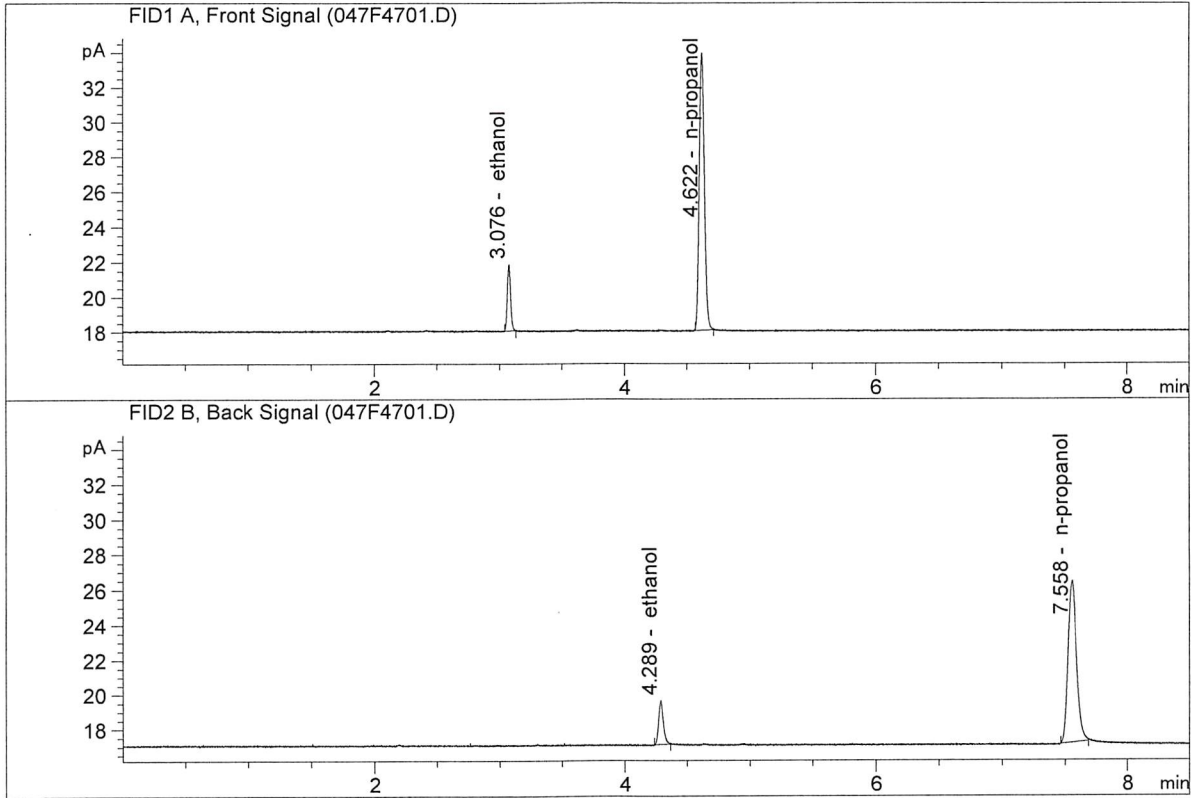
Issued: 12/30/2016

Volatiles BAC Calculation Spreadsheet Rev 4

Issuing Authority: Quality Manager

ISP Forensic Services Blood Alcohol Report

Sample Name : QC1-2-A
 Laboratory : Meridian
 Injection Date : Jul 20, 2017
 Method : ALCOHOL.M
 Acq. Instrument: CN11180014-CN11041167

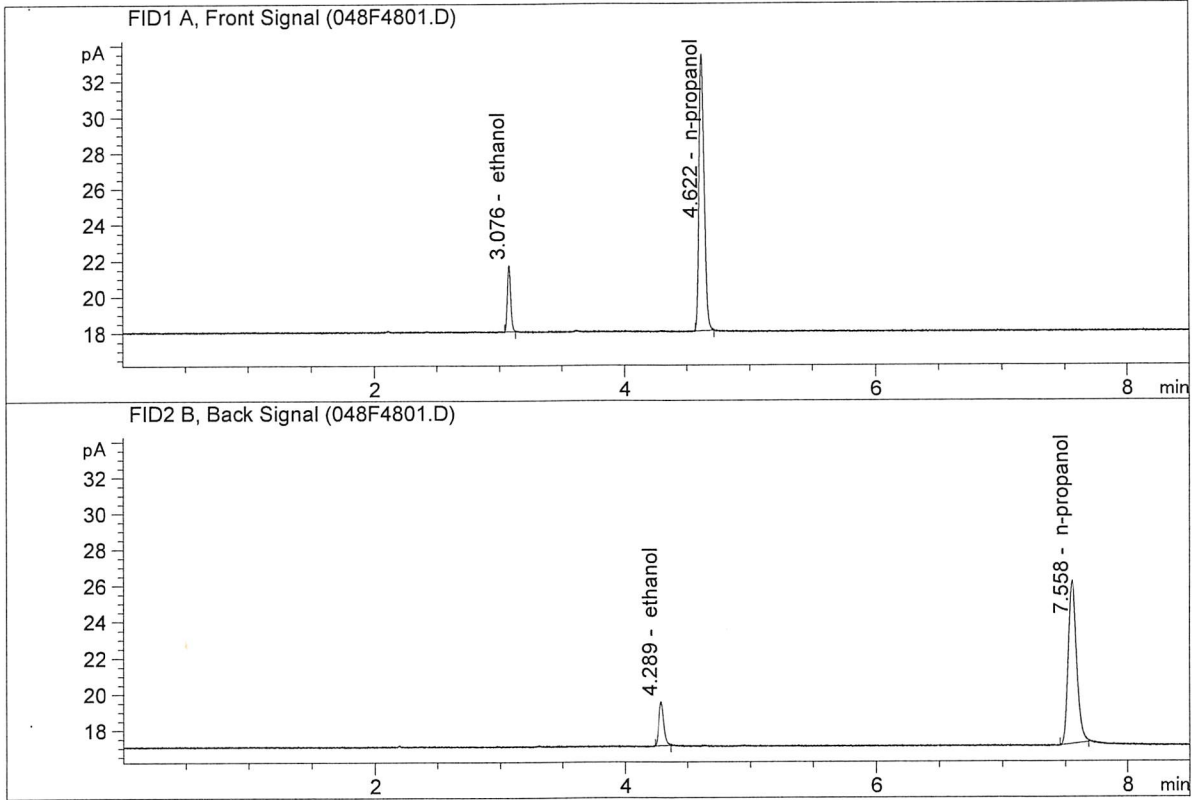


#	Compound	Column	Area	Amount	Units
1.	Ethanol	Column 1:	7.03212	0.0790	g/100cc
2.	Ethanol	Column 2:	7.03045	0.0811	g/100cc
3.	n-Propanol	Column 1:	45.31685	1.0000	g/100cc
4.	n-Propanol	Column 2:	44.93819	1.0000	g/100cc

NB

ISP Forensic Services Blood Alcohol Report

Sample Name : QC1-2-B
 Laboratory : Meridian
 Injection Date : Jul 20, 2017
 Method : ALCOHOL.M
 Acq. Instrument: CN11180014-CN11041167



#	Compound	Column	Area	Amount	Units
1.	Ethanol	Column 1:	6.77258	0.0788	g/100cc
2.	Ethanol	Column 2:	6.76847	0.0807	g/100cc
3.	n-Propanol	Column 1:	43.77779	1.0000	g/100cc
4.	n-Propanol	Column 2:	43.51091	1.0000	g/100cc

NB

VOLATILES DETERMINATION CASEFILE WORKSHEET

Laboratory No.: QC2-1

Analysis Date(s): 20 Jul 2017

	Column 1 FID A	Column 2 FID B	Column Precision	Mean Value	Over-all Mean	
Sample Results	0.1975	0.1979	0.0004	0.1977	0.1984	
(g/100cc)	0.1994	0.1991	0.0003	0.1992		

Analysis Method

Refer to Blood Alcohol Method #1

Instrument Information

Instrument method is stored centrally.

Refer to Instrument Method: ALCOHOL.M
Hamilton Auto-Dilutor Serial Number:
MD96BC1382/MD94AM10010

Reporting of Results

Uncertainty of Measurement (UM%): 5.00%

Overall Mean (g/100cc)	Low	High	5% of Mean
0.198	0.188	0.208	0.010

	Reported Result	
	0.198	

Calibration and control data are stored centrally.

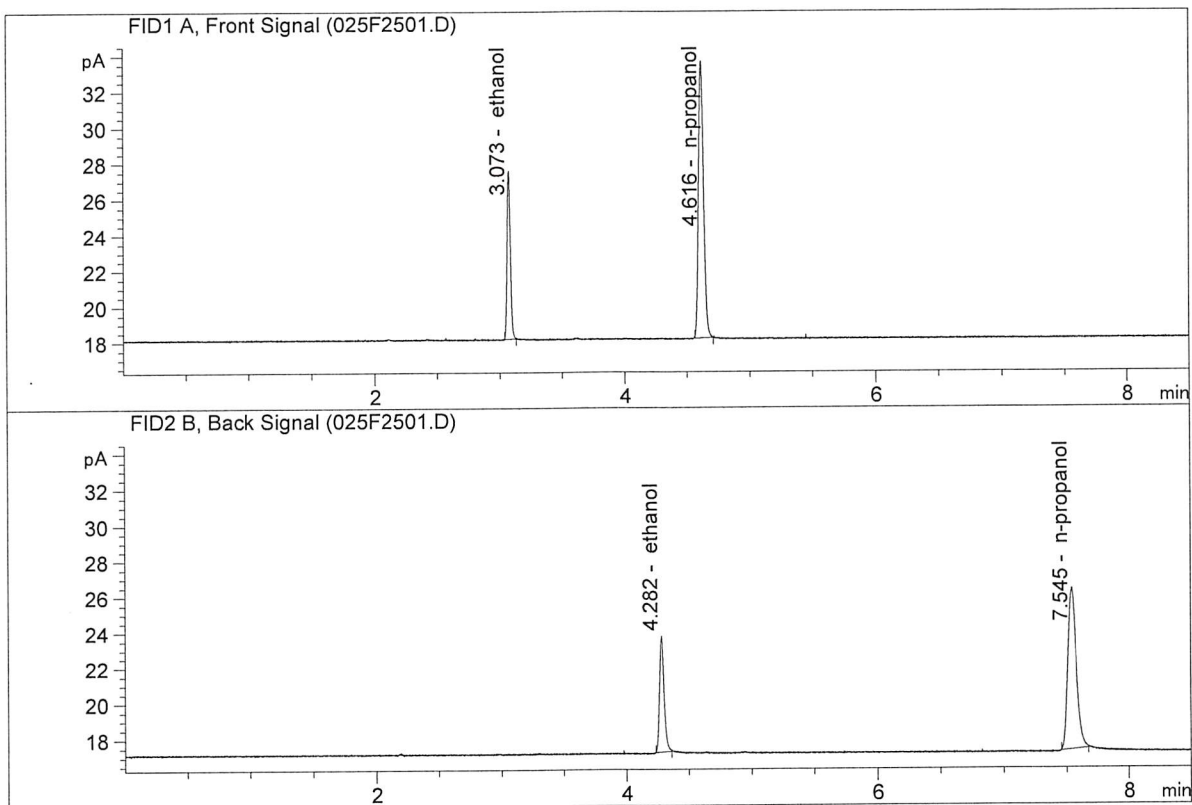
Issued: 12/30/2016

Volatiles BAC Calculation Spreadsheet Rev 4

Issuing Authority: Quality Manager

ISP Forensic Services Blood Alcohol Report

Sample Name : QC2-1-A
 Laboratory : Meridian
 Injection Date : Jul 20, 2017
 Method : ALCOHOL.M
 Acq. Instrument: CN11180014-CN11041167

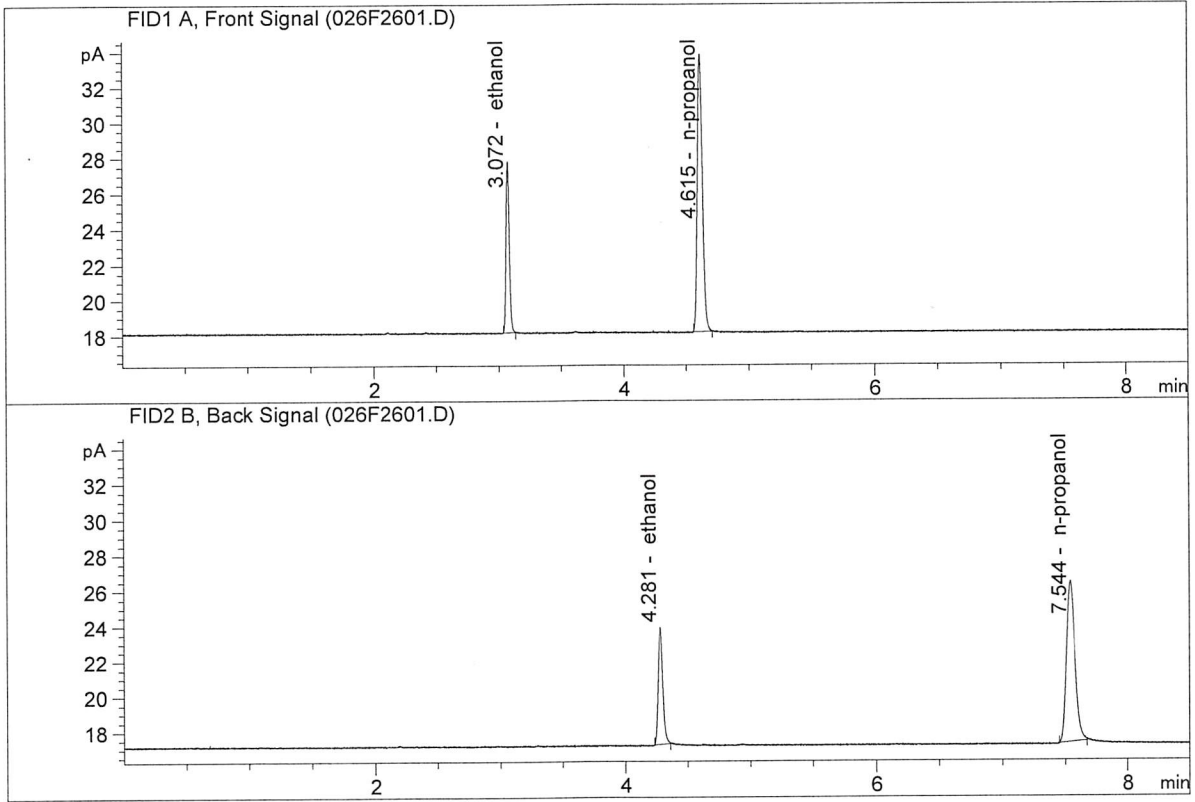


#	Compound	Column	Area	Amount	Units
1.	Ethanol	Column 1:	17.30835	0.1975	g/100cc
2.	Ethanol	Column 2:	17.52518	0.1979	g/100cc
3.	n-Propanol	Column 1:	44.00618	1.0000	g/100cc
4.	n-Propanol	Column 2:	43.40904	1.0000	g/100cc

NB

ISP Forensic Services Blood Alcohol Report

Sample Name : QC2-1-B
 Laboratory : Meridian
 Injection Date : Jul 20, 2017
 Method : ALCOHOL.M
 Acq. Instrument: CN11180014-CN11041167



#	Compound	Column	Area	Amount	Units
1.	Ethanol	Column 1:	17.67519	0.1994	g/100cc
2.	Ethanol	Column 2:	17.85184	0.1991	g/100cc
3.	n-Propanol	Column 1:	44.49895	1.0000	g/100cc
4.	n-Propanol	Column 2:	43.95255	1.0000	g/100cc

NB

VOLATILES DETERMINATION CASEFILE WORKSHEET

Laboratory No.: QC2-2

Analysis Date(s): 20 Jul 2017

	Column 1 FID A	Column 2 FID B	Column Precision	Mean Value	Over-all Mean	
Sample Results	0.2045	0.2045	0.0000	0.2045	0.2045	
(g/100cc)	0.2042	0.2050	0.0008	0.2046		

Analysis Method

Refer to Blood Alcohol Method #1

Instrument Information

Instrument method is stored centrally.

Refer to Instrument Method: ALCOHOL.M
Hamilton Auto-Dilutor Serial Number:
MD96BC1382/MD94AM10010

Reporting of Results

Uncertainty of Measurement (UM%): 5.00%

Overall Mean (g/100cc)	Low	High	5% of Mean
0.204	0.193	0.215	0.011

	Reported Result	
	0.204	

Calibration and control data are stored centrally.



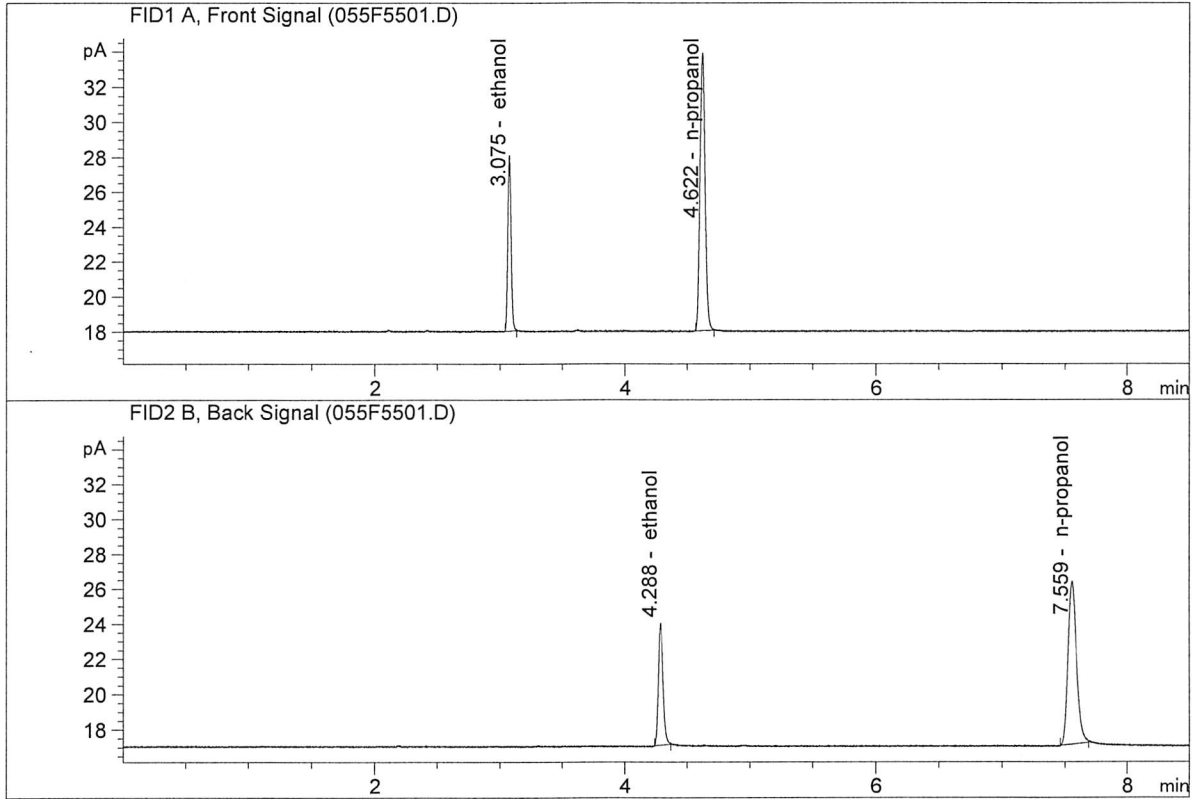
Issued: 12/30/2016

Volatiles BAC Calculation Spreadsheet Rev 4

Issuing Authority: Quality Manager

ISP Forensic Services Blood Alcohol Report

Sample Name : QC2-2-A
 Laboratory : Meridian
 Injection Date : Jul 20, 2017
 Method : ALCOHOL.M
 Acq. Instrument: CN11180014-CN11041167

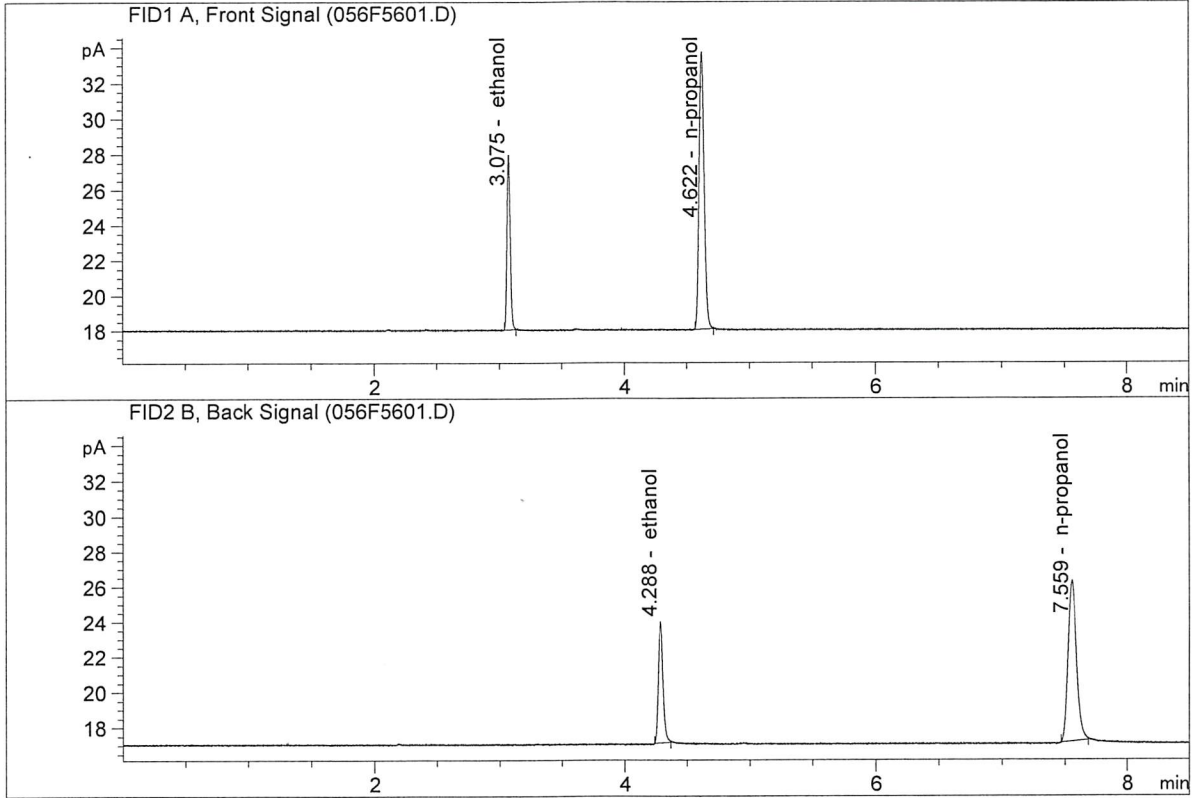


#	Compound	Column	Area	Amount	Units
1.	Ethanol	Column 1:	18.30491	0.2045	g/100cc
2.	Ethanol	Column 2:	18.63425	0.2045	g/100cc
3.	n-Propanol	Column 1:	44.93452	1.0000	g/100cc
4.	n-Propanol	Column 2:	44.60452	1.0000	g/100cc

NB

ISP Forensic Services Blood Alcohol Report

Sample Name : QC2-2-B
 Laboratory : Meridian
 Injection Date : Jul 20, 2017
 Method : ALCOHOL.M
 Acq. Instrument: CN11180014-CN11041167



#	Compound	Column	Area	Amount	Units
1.	Ethanol	Column 1:	18.08427	0.2042	g/100cc
2.	Ethanol	Column 2:	18.35621	0.2050	g/100cc
3.	n-Propanol	Column 1:	44.45103	1.0000	g/100cc
4.	n-Propanol	Column 2:	43.83500	1.0000	g/100cc

NB

VOLATILES DETERMINATION CASEFILE WORKSHEET

Laboratory No.: 0.08 FN10281510

Analysis Date(s): 20 Jul 2017

	Column 1 FID A	Column 2 FID B	Column Precision	Mean Value	Over-all Mean	
Sample Results	0.0832	0.0853	0.0021	0.0842	0.0831	
(g/100cc)	0.0811	0.0829	0.0018	0.0820		

Analysis Method

Refer to Blood Alcohol Method #1

Instrument Information

Instrument method is stored centrally.

Refer to Instrument Method: ALCOHOL.M
Hamilton Auto-Dilutor Serial Number:
MD96BC1382/MD94AM10010

Reporting of Results

Uncertainty of Measurement (UM%): 5.00%

Overall Mean (g/100cc)	Low	High	5% of Mean
0.083	0.078	0.088	0.005

	Reported Result	
	0.083	

Calibration and control data are stored centrally.

NB

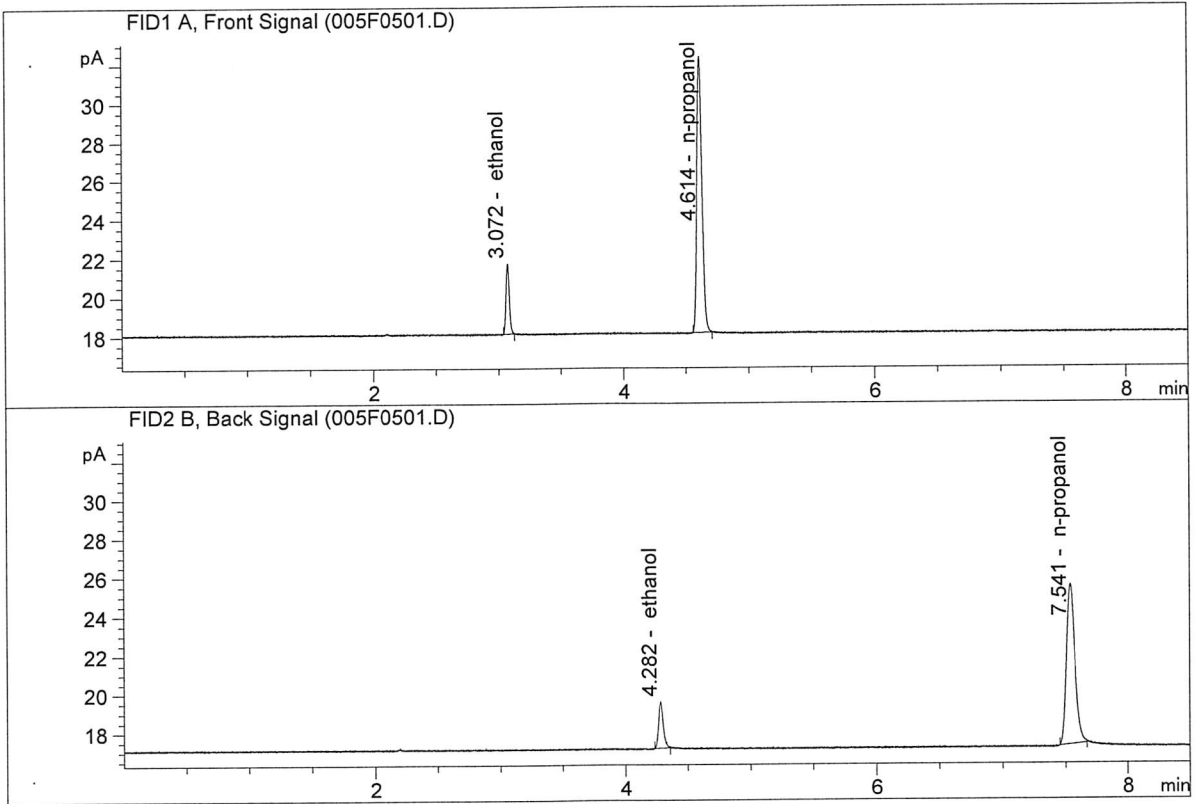
Issued: 12/30/2016

Volatiles BAC Calculation Spreadsheet Rev 4

Issuing Authority: Quality Manager

ISP Forensic Services Blood Alcohol Report

Sample Name : 0.08 FN10281510-A
 Laboratory : Meridian
 Injection Date : Jul 20, 2017
 Method : ALCOHOL.M
 Acq. Instrument: CN11180014-CN11041167

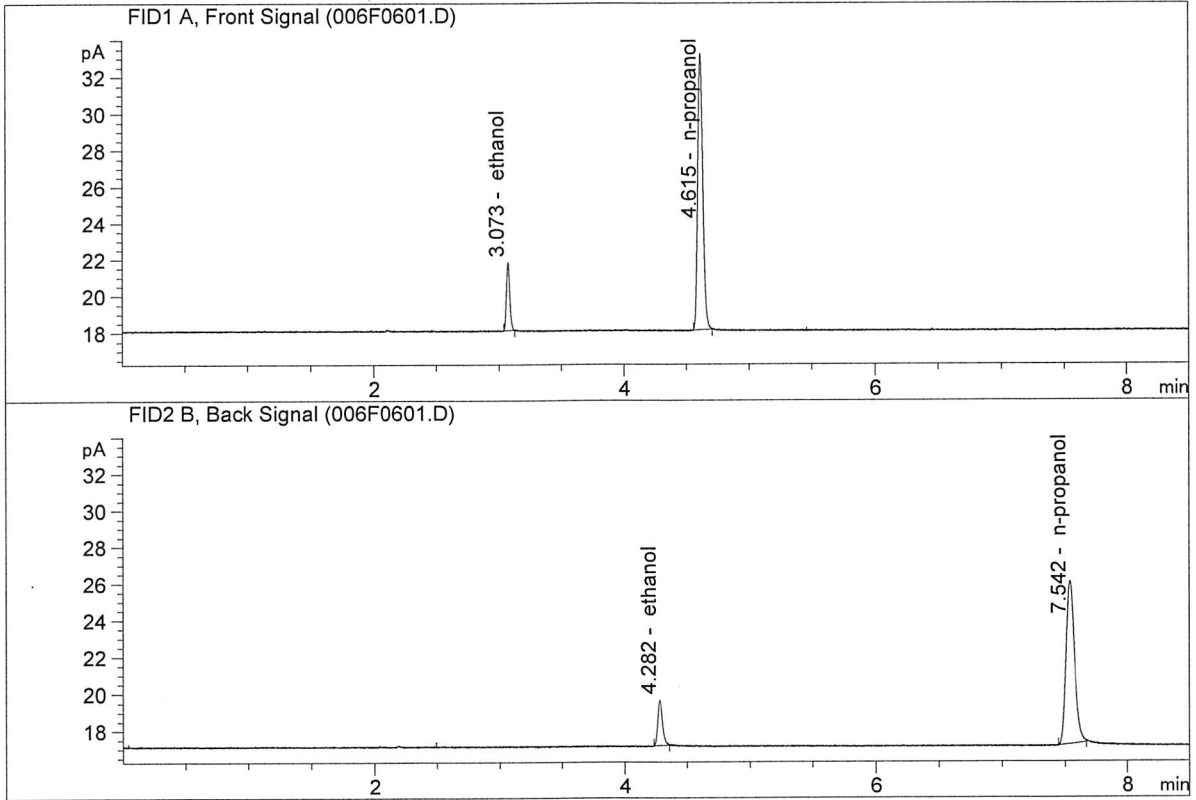


#	Compound	Column	Area	Amount	Units
1.	Ethanol	Column 1:	6.59694	0.0832	g/100cc
2.	Ethanol	Column 2:	6.53434	0.0853	g/100cc
3.	n-Propanol	Column 1:	40.36414	1.0000	g/100cc
4.	n-Propanol	Column 2:	39.55104	1.0000	g/100cc

NB

ISP Forensic Services Blood Alcohol Report

Sample Name : 0.08 FN10281510-B
 Laboratory : Meridian
 Injection Date : Jul 20, 2017
 Method : ALCOHOL.M
 Acq. Instrument: CN11180014-CN11041167

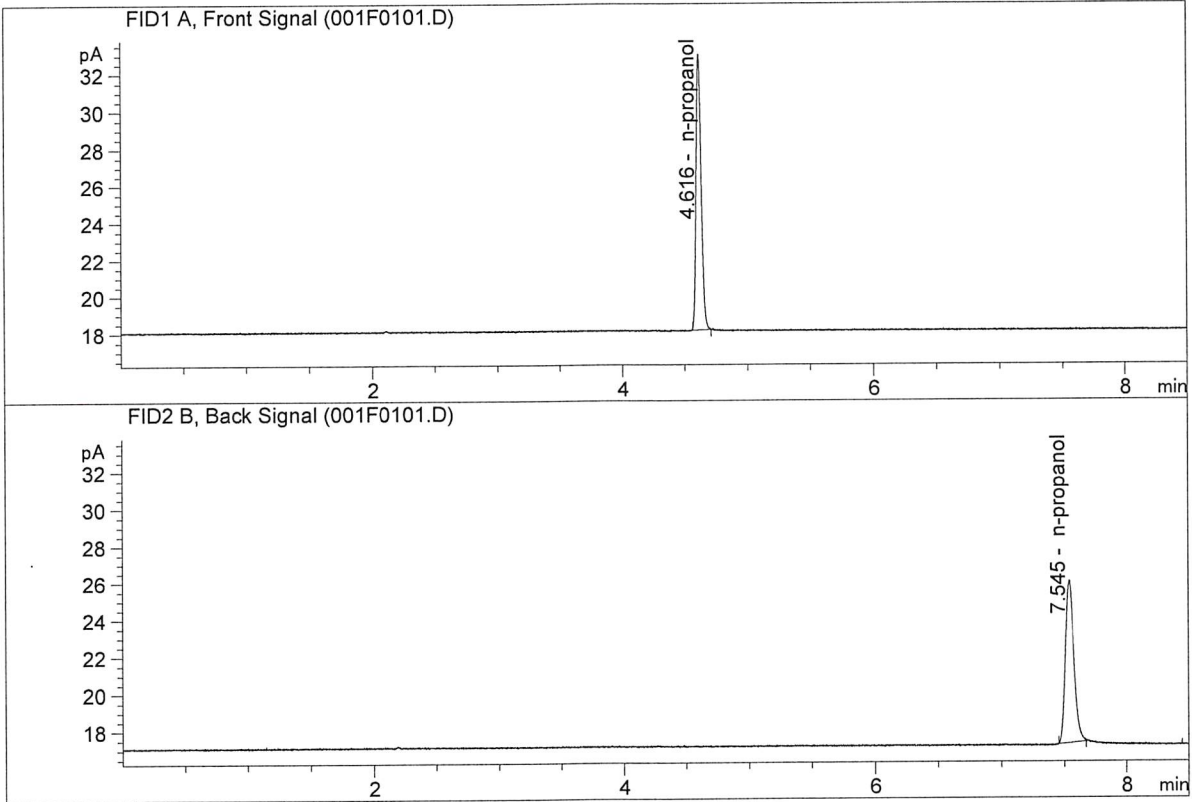


#	Compound	Column	Area	Amount	Units
1.	Ethanol	Column 1:	6.85084	0.0811	g/100cc
2.	Ethanol	Column 2:	6.81213	0.0829	g/100cc
3.	n-Propanol	Column 1:	42.98077	1.0000	g/100cc
4.	n-Propanol	Column 2:	42.53878	1.0000	g/100cc

NB

ISP Forensic Services Blood Alcohol Report

Sample Name : INTERNAL STD BLK 1
 Laboratory : Meridian
 Injection Date : Jul 20, 2017
 Method : ALCOHOL.M
 Acq. Instrument: CN11180014-CN11041167

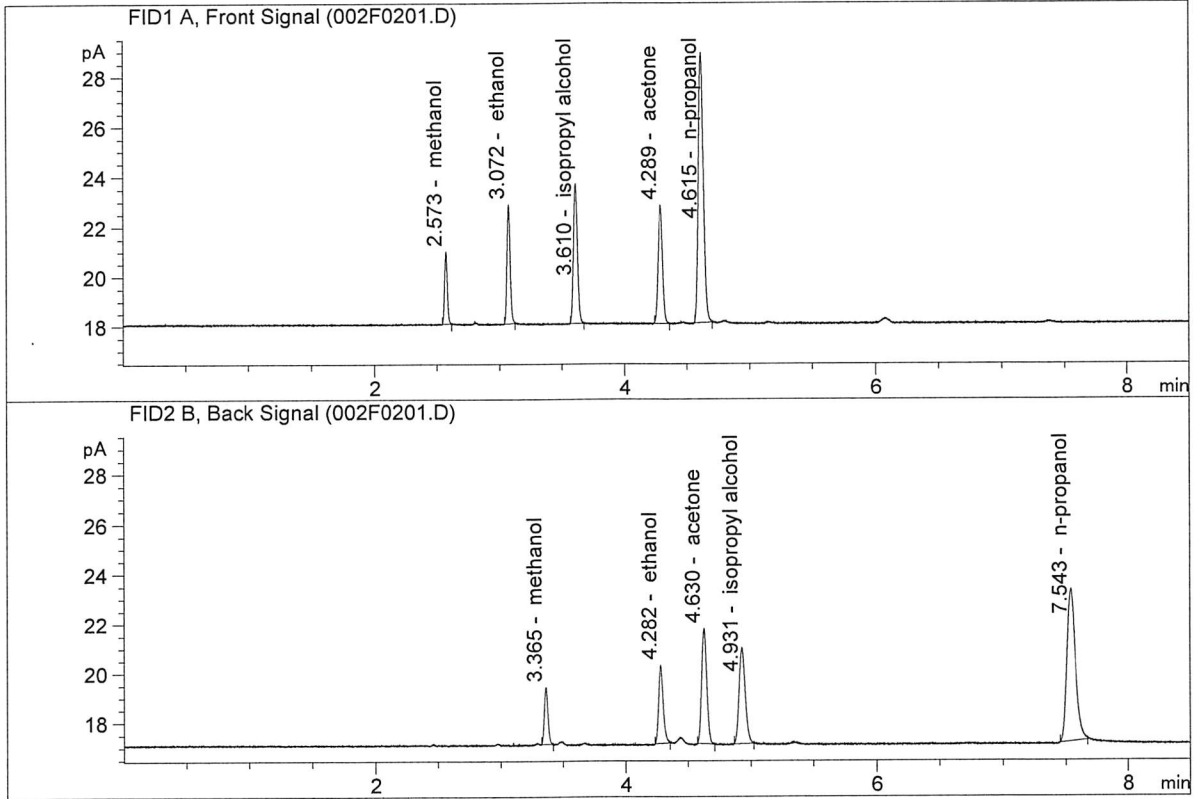


#	Compound	Column	Area	Amount	Units
1.	Ethanol	Column 1:	0.00000	0.0000	g/100cc
2.	Ethanol	Column 2:	0.00000	0.0000	g/100cc
3.	n-Propanol	Column 1:	42.30379	1.0000	g/100cc
4.	n-Propanol	Column 2:	42.10698	1.0000	g/100cc

NB

ISP Forensic Services Blood Alcohol Report

Sample Name : MIX VOL FN09231404
 Laboratory : Meridian
 Injection Date : Jul 20, 2017
 Method : ALCOHOL.M
 Acq. Instrument: CN11180014-CN11041167

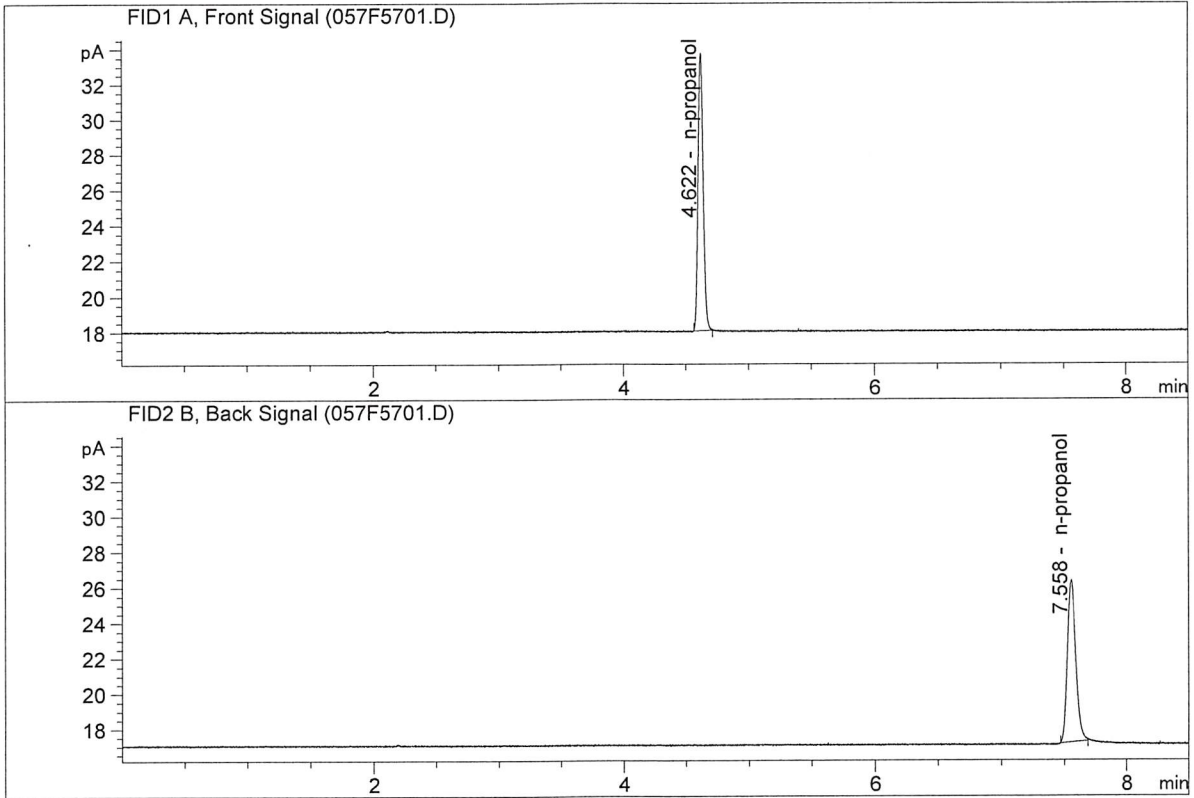


#	Compound	Column	Area	Amount	Units
1.	Ethanol	Column 1:	8.56385	0.1417	g/100cc
2.	Ethanol	Column 2:	8.48715	0.1422	g/100cc
3.	n-Propanol	Column 1:	30.46564	1.0000	g/100cc
4.	n-Propanol	Column 2:	29.70597	1.0000	g/100cc

NB

ISP Forensic Services Blood Alcohol Report

Sample Name : INTERNAL STD BLK
 Laboratory : Meridian
 Injection Date : Jul 20, 2017
 Method : ALCOHOL.M
 Acq. Instrument: CN11180014-CN11041167

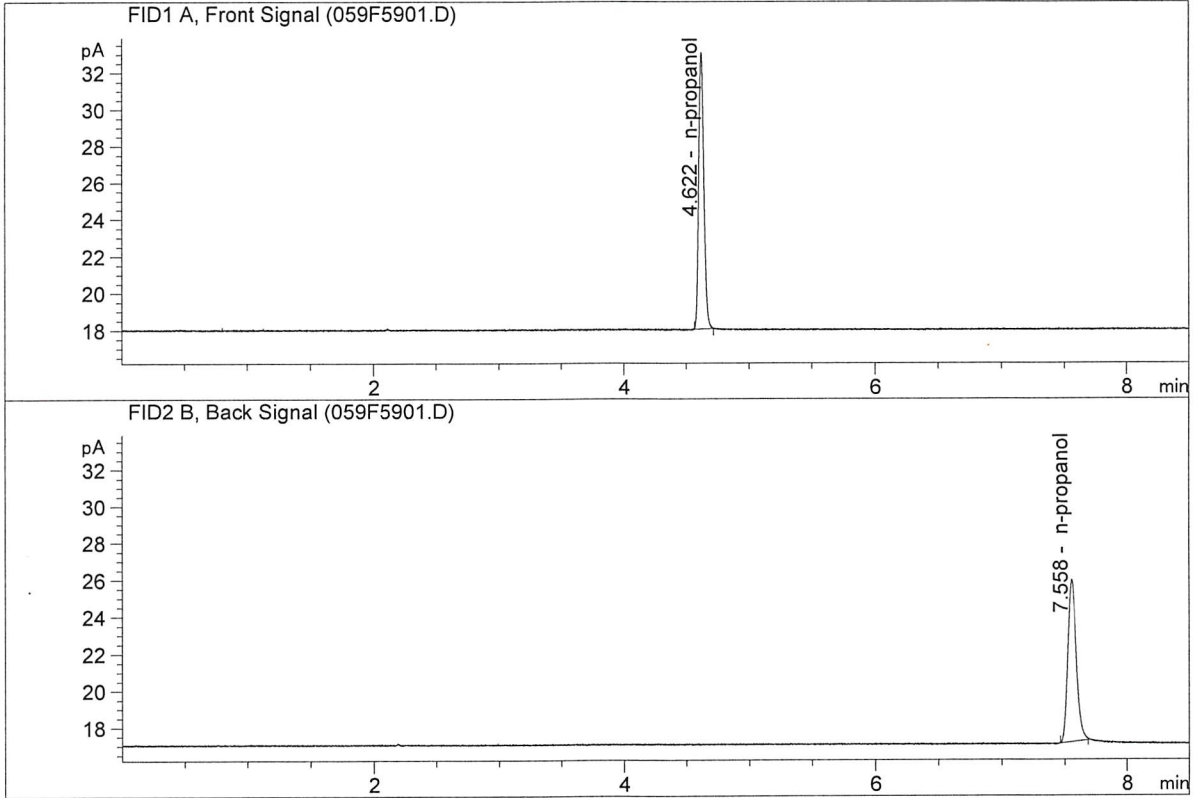


#	Compound	Column	Area	Amount	Units
1.	Ethanol	Column 1:	0.00000	0.0000	g/100cc
2.	Ethanol	Column 2:	0.00000	0.0000	g/100cc
3.	n-Propanol	Column 1:	44.64751	1.0000	g/100cc
4.	n-Propanol	Column 2:	44.20603	1.0000	g/100cc

NB

ISP Forensic Services Blood Alcohol Report

Sample Name : INTERNAL STD BLK 2
 Laboratory : Meridian
 Injection Date : Jul 20, 2017
 Method : ALCOHOL.M
 Acq. Instrument: CN11180014-CN11041167

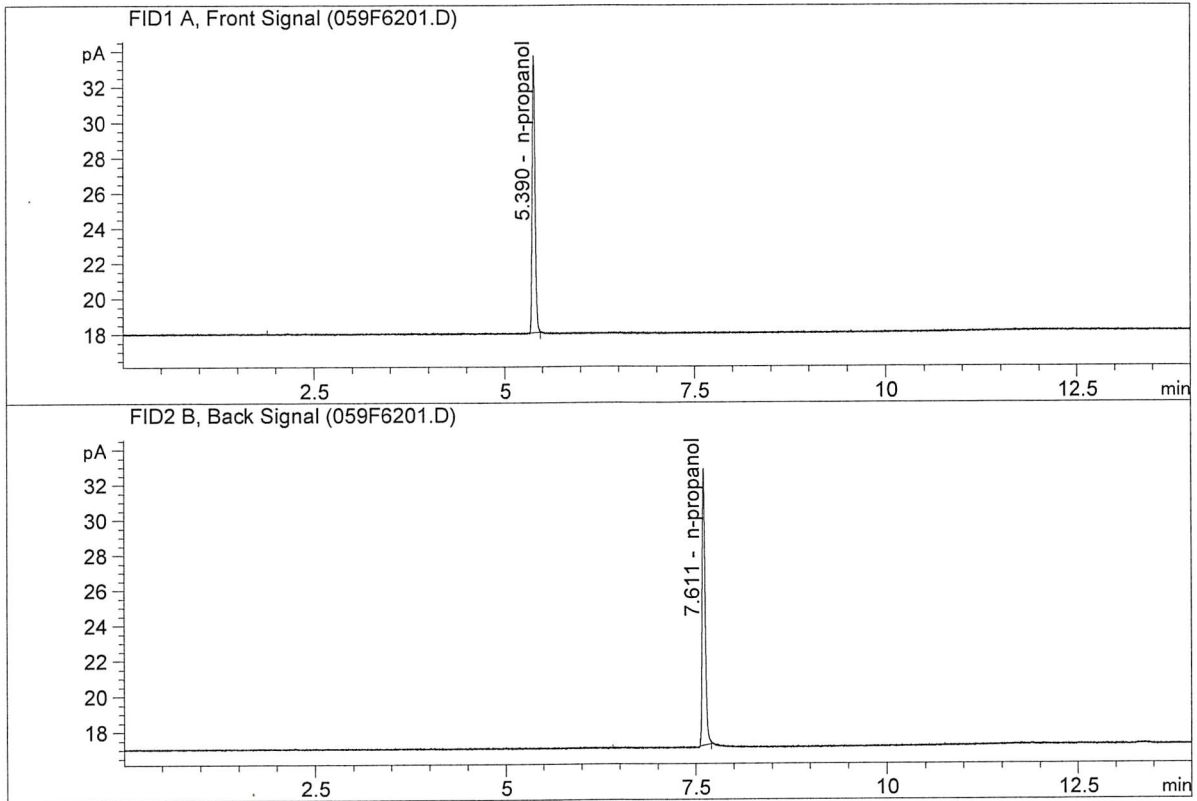


#	Compound	Column	Area	Amount	Units
1.	Ethanol	Column 1:	0.00000	0.0000	g/100cc
2.	Ethanol	Column 2:	0.00000	0.0000	g/100cc
3.	n-Propanol	Column 1:	42.83640	1.0000	g/100cc
4.	n-Propanol	Column 2:	42.44624	1.0000	g/100cc

NB

ISP Forensic Services Blood Alcohol Report

Sample Name : INTERNAL STD BLK 2
 Laboratory : Meridian
 Injection Date : Jul 20, 2017
 Method : VOLATILES.M
 Acq. Instrument: CN11180014-CN11041167

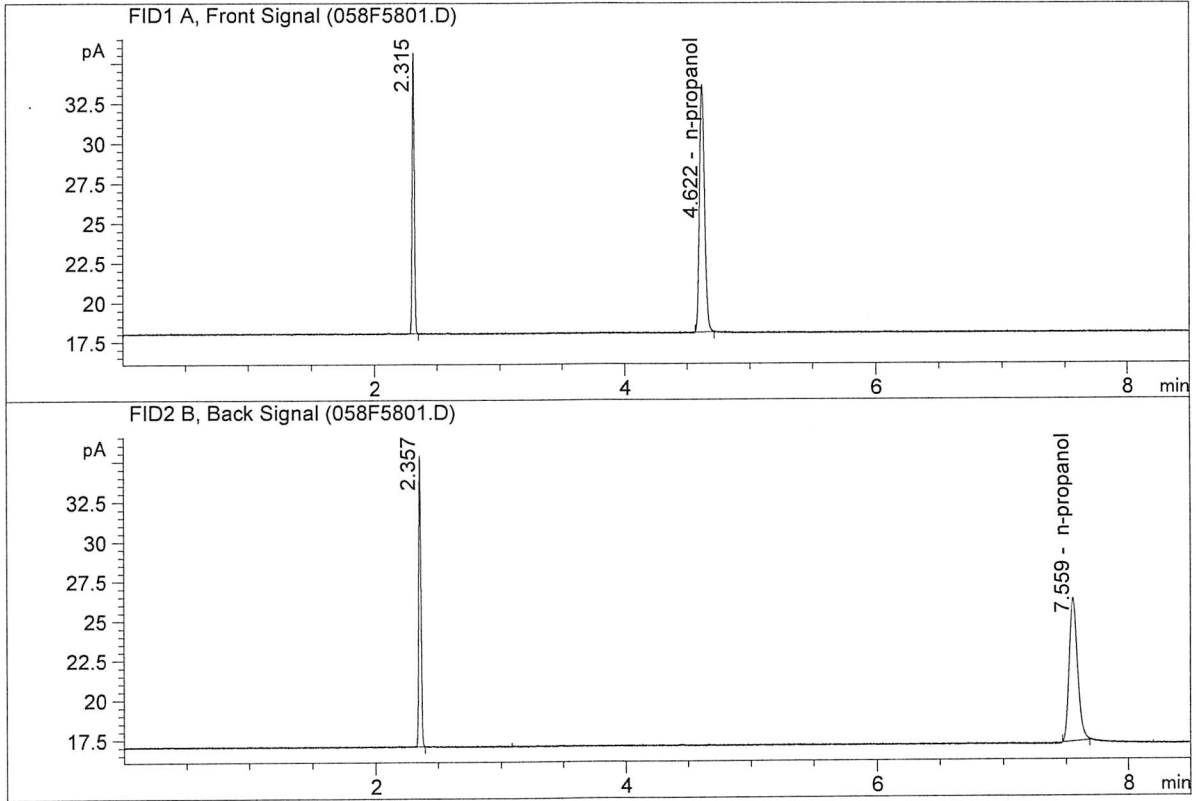


#	Compound	Column	Area	Amount	Units
1.	Ethanol	Column 1:	0.00000	0.0000	g/100cc
2.	Ethanol	Column 2:	0.00000	0.0000	g/100cc
3.	n-Propanol	Column 1:	40.97058	1.0000	g/100cc
4.	n-Propanol	Column 2:	42.13660	1.0000	g/100cc

NB

ISP Forensic Services Blood Alcohol Report

Sample Name : DIFLUOROETHANE 111914OM
 Laboratory : Meridian
 Injection Date : Jul 20, 2017
 Method : ALCOHOL.M
 Acq. Instrument: CN11180014-CN11041167



#	Compound	Column	Area	Amount	Units
1.	Ethanol	Column 1:	0.00000	0.0000	g/100cc
2.	Ethanol	Column 2:	0.00000	0.0000	g/100cc
3.	n-Propanol	Column 1:	44.00319	1.0000	g/100cc
4.	n-Propanol	Column 2:	43.50728	1.0000	g/100cc

NB

S a m p l e S u m m a r y

Sequence table: C:\Chem32\1\Data\07-20-17_SAMPLES\07-20-17_SAMPLES 2017-07-20 11-44-49\07-20-17_SAMPLES.S
 Data directory path: C:\Chem32\1\Data\07-20-17_SAMPLES\07-20-17_SAMPLES 2017-07-20 11-44-49\
 Logbook: C:\Chem32\1\Data\07-20-17_SAMPLES\07-20-17_SAMPLES 2017-07-20 11-44-49\07-20-17_SAMPLES.LOG
 Sequence start: 7/20/2017 11:59:40 AM
 Sequence Operator: SYSTEM
 Operator: SYSTEM
 Method file name: C:\Chem32\1\Data\07-20-17_SAMPLES\07-20-17_SAMPLES 2017-07-20 11-44-49
 \ALCOHOL.M

Run #	Location #	Inj #	Sample Name	Sample Amt [g/100cc]	Multip.* Dilution	File name	Cal #	Cmp
1	1	1	INTERNAL STD BLK	-	1.0000	001F0101.D		2
2	2	1	MIX VOL FN092314	-	1.0000	002F0201.D		10
3	3	1	QC1-1-A	-	1.0000	003F0301.D		4
4	4	1	QC1-1-B	-	1.0000	004F0401.D		4
5	5	1	0.08 FN10281510-	-	1.0000	005F0501.D		4
6	6	1	0.08 FN10281510-	-	1.0000	006F0601.D		4
7	7	1	C2017-1215-1-A	-	1.0000	007F0701.D		2
8	8	1	C2017-1215-1-B	-	1.0000	008F0801.D		2
9	9	1	M2017-3116-1-A	-	1.0000	009F0901.D		4
10	10	1	M2017-3116-1-B	-	1.0000	010F1001.D		4
11	11	1	M2017-3224-1-A	-	1.0000	011F1101.D		4
12	12	1	M2017-3224-1-B	-	1.0000	012F1201.D		4
13	13	1	M2017-3226-1-A	-	1.0000	013F1301.D		2
14	14	1	M2017-3226-1-B	-	1.0000	014F1401.D		2
15	15	1	M2017-3230-1-A	-	1.0000	015F1501.D		4
16	16	1	M2017-3230-1-B	-	1.0000	016F1601.D		4
17	17	1	M2017-3239-1-A	-	1.0000	017F1701.D		4
18	18	1	M2017-3239-1-B	-	1.0000	018F1801.D		4
19	19	1	M2017-3240-1-A	-	1.0000	019F1901.D		4
20	20	1	M2017-3240-1-B	-	1.0000	020F2001.D		4
21	21	1	M2017-3241-1-A	-	1.0000	021F2101.D		4
22	22	1	M2017-3241-1-B	-	1.0000	022F2201.D		4
23	23	1	M2017-3242-1-A	-	1.0000	023F2301.D		4
24	24	1	M2017-3242-1-B	-	1.0000	024F2401.D		4
25	25	1	QC2-1-A	-	1.0000	025F2501.D		4
26	26	1	QC2-1-B	-	1.0000	026F2601.D		4
27	27	1	M2017-3243-1-A	-	1.0000	027F2701.D		4
28	28	1	M2017-3243-1-B	-	1.0000	028F2801.D		4
29	29	1	M2017-3244-1-A	-	1.0000	029F2901.D		2
30	30	1	M2017-3244-1-B	-	1.0000	030F3001.D		2
31	31	1	M2017-3245-1-A	-	1.0000	031F3101.D		4
32	32	1	M2017-3245-1-B	-	1.0000	032F3201.D		4
33	33	1	M2017-3249-1-A	-	1.0000	033F3301.D		2
34	34	1	M2017-3249-1-B	-	1.0000	034F3401.D		2
35	35	1	M2017-3259-1-A	-	1.0000	035F3501.D		4
36	36	1	M2017-3259-1-B	-	1.0000	036F3601.D		4
37	37	1	M2017-3265-1-A	-	1.0000	037F3701.D		4
38	38	1	M2017-3265-1-B	-	1.0000	038F3801.D		4
39	39	1	M2017-3266-1-A	-	1.0000	039F3901.D		2
40	40	1	M2017-3266-1-B	-	1.0000	040F4001.D		2
41	41	1	M2017-3285-1-A	-	1.0000	041F4101.D		4
42	42	1	M2017-3285-1-B	-	1.0000	042F4201.D		4
43	43	1	M2017-3323-1-A	-	1.0000	043F4301.D		4

NB

Run #	Location #	Inj #	Sample Name	Sample Amt [g/100cc]	Multip.* Dilution	File name	Cal #	# Cmp
44	44	1	M2017-3323-1-B	-	1.0000	044F4401.D		4
45	45	1	M2017-3324-1-A	-	1.0000	045F4501.D		4
46	46	1	M2017-3324-1-B	-	1.0000	046F4601.D		4
47	47	1	QC1-2-A	-	1.0000	047F4701.D		4
48	48	1	QC1-2-B	-	1.0000	048F4801.D		4
49	49	1	M2017-3325-1-A	-	1.0000	049F4901.D		4
50	50	1	M2017-3325-1-B	-	1.0000	050F5001.D		4
51	51	1	P2017-1461-1-A	-	1.0000	051F5101.D		2
52	52	1	P2017-1461-1-B	-	1.0000	052F5201.D		2
53	53	1	P2017-1588-1-A	-	1.0000	053F5301.D		2
54	54	1	P2017-1588-1-B	-	1.0000	054F5401.D		2
55	55	1	QC2-2-A	-	1.0000	055F5501.D		4
56	56	1	QC2-2-B	-	1.0000	056F5601.D		4
57	57	1	INTERNAL STD BLK	-	1.0000	057F5701.D		2
58	58	1	DIFLUOROETHANE 1	-	1.0000	058F5801.D		2
59	59	1	INTERNAL STD BLK	-	1.0000	059F5901.D		2

Method file name: C:\Chem32\1\Data\07-20-17_SAMPLES\07-20-17_SAMPLES 2017-07-20 11-44-49
 \VOLATILES.M

Run #	Location #	Inj #	Sample Name	Sample Amt [g/100cc]	Multip.* Dilution	File name	Cal #	# Cmp
60	51	1	P2017-1461-1-A	-	1.0000	051F6001.D		2
61	52	1	P2017-1461-1-B	-	1.0000	052F6101.D		2
62	59	1	INTERNAL STD BLK	-	1.0000	059F6201.D		2

Method file name: C:\Chem32\1\Data\07-20-17_SAMPLES\07-20-17_SAMPLES 2017-07-20 11-44-49
 \SHUTDOWN.M

Run #	Location #	Inj #	Sample Name	Sample Amt [g/100cc]	Multip.* Dilution	File name	Cal #	# Cmp
63	60	1	EMPTY	-	1.0000	060F6301.D		0